



义务教育教科书

义务教育教科书

英语 English

三年级起点 五年级下册

英语 English

三年级起点 五年级下册



绿色印刷产品

批准文号：湘发改价费〔2017〕343号

ISBN 978-7-5539-0573-0



9 787553 905730 >

定价：6.19 元



湖南教育出版社

山东教育出版社



湖南教育出版社



山东教育出版社



义务教育教科书

英语

English

三年级起点 五年级下册

编著 小学英语教科书编委会

主编 秦秀白

Name _____ Class _____ No. _____



湖南教育出版社



山东教育出版社

图书在版编目(CIP)数据

英语. 五年级. 下册 / 秦秀白主编. —长沙: 湖南教育出版社, 2013. 5

义务教育教科书: 三年级起点 (2021.11重印)

ISBN 978-7-5539-0573-0

I. ①英… II. ①秦… III. ①英语课—小学—教材 IV. ①G624.311

中国版本图书馆 CIP 数据核字 (2013) 第 105070 号



义务教育教科书

英语 English YINGYU

三年级起点 五年级下册

编 著: 小学英语教科书编委会

主 编: 秦秀白

责任编辑: 黄永华 张艺琼 王金洲

版式设计: 任晓庆

出版发行: 湖南教育出版社 (长沙市韶山北路 443 号)

电子邮箱: hnjycbs@sina.com

客 服: 电话 0731-85486979

出版发行: 山东教育出版社 (济南市纬一路 321 号)

重 印: 湖南出版中心

经 销: 湖南省新华书店

印 刷: 湖南天闻新华印务有限公司

开 本: 787 毫米 × 1092 毫米 1/16

印 张: 6

版 次: 2014 年 12 月第 1 版 2021 年 11 月第 8 次印刷 (2022 春)

书 号: ISBN 978-7-5539-0573-0

印 数: 1—70000 册

定 价: 6.19 元

著作权所有, 请勿擅用本书制作各类出版物, 违者必究。

如有质量问题, 影响阅读, 请与湖南出版中心联系调换。

联系电话: 0731-88388986

0731-88388987



致同学们的一封信

同学们，你们好！欢迎来到英语学习的新天地！从现在起你们将在老师的引导下，与 Wang Li、Zhou Lin、Li Xiao、Amy、Andy 及小乌龟 Ted 一道成长，一起学习、歌唱、游戏，逐步学会用英语进行交流、倾诉和分享；学会表演小故事和短剧，演唱简单的英语歌谣，观察和描述美丽的图片，了解国内外文化习俗和风情，阅读和认知更为广阔的世界。

本套教科书根据教育部 2011 年颁发的《义务教育英语课程标准》二级标准进行修订，以三年级为起点，按学期分为 8 册。三、四年级每册分 9 个学习单元和 3 个复习单元，五、六年级每册分 10 个学习单元和 2 个复习单元，建议每个单元用 4 学时学习；根据整体学习需要，各册有选择性地设置了总结学习规律、体验英语文化及拓展国际视野的开放性学习内容。


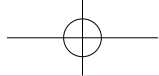
本套教科书根据“话题 + 功能 + 词汇 + 结构 + 活动”建构体系，按照“听说为先，读写跟上；点面结合，不断复现；循序渐进，螺旋上升”的原则编排内容，从学生熟悉的事物和生活确定单元话题，围绕话题选择素材、设计活动，强调综合语言运用能力，强调英语的工具性和人文性；学习单元分 A、B 两部分，通过活动将情景对话、单词学习、复习巩固和评价融为一体，强调在语境中学习和培养用英语做事情的综合实践能力及开放创新的思维方式；三、四年级的复习单元是总结学习内容，五、六年级的复习单元是先通过活动整理知识，再进行 Fun Reading 与 Culture Tips 阅读，逐步实现人文素养和文化意识的培养。

本套教科书力求体现以下特点：一、以学生为中心，强调自主学习，寓学于乐，通过听说、读写、游戏、吟唱、玩演等任务引领学习活动；二、与时俱进，强调学习情境的真实性和语言的自然流畅；三、协作学习，强调探究与创新，设计合作学习、评价和开放思维的空间，培养团结精神和自信心；四、渗透爱国主义教育，强调中华优秀传统文化传承；五、精选学习内容，强调教学资源的选择性和开放性，设计 Fun Time、Story Time、Game Time 等供选择和体验；六、注重整体学习，强调学习规律的归纳整理，除词汇表外各册还分别设计了 Phonics、日常用语等附录。

同学们，要学好英语，用英语做事，就要多听、多说、多读、多写，保持兴趣，充满自信，相信“I can do it！”只要通过反复实践，就能学好英语，用好英语，逐步提高综合语言运用的能力，为面向未来和走向世界打下坚实的基础。

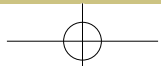

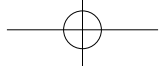
同学们，让我们一起踏上英语学习的新航程吧！预祝你们成功！

你们的好朋友：小学英语教科书编委会



Contents


Unit 1	What subjects do you study?	2
Unit 2	We have Art in the art room.	8
Unit 3	What time do you usually go to school? ...	14
Unit 4	There is homework time.	20
Unit 5	You must come to school on time.	26
Review 1	32
Unit 6	Is this a shopping centre?.....	38
Unit 7	Everyone has something to do.	44
Unit 8	I will study the moon.	50
Unit 9	What do you want to do?	56
Unit 10	It's one of the famous mountains in China. ..	62
Review 2	68
Fun Time	74
Story Time	76
Game Time	80
Words and Expressions in Each Unit	82
Vocabulary	85
Appendices	88



Unit

1

What subjects do you study?



Section A

1 Look, listen and act

A basketball team from an American school is visiting Zhou Lin's school.

Steve: What subjects do you study?

Li Wei: We study Chinese, English and Maths.

Steve: Is Chinese difficult?

Li Wei: No, it's easy.

Wang Li: We also study Science and IT.

Li Xiao: And we study Music, too.

Bill: Do you have Art?

Zhou Lin: Yes, we do. We have Art on Tuesdays.

Steve: Wow, that's a lot. What about PE?

Zhou Lin: Sure. We have PE on Mondays and Thursdays.

Steve: Do you often play basketball?

Li Wei: We usually play basketball on Wednesdays.


Joe: Do you want to play basketball now?

Li Wei: Great! Let's go.


2 Listen and say

Pupil A: Do you have Science?

Pupil B: Yes, we do. We have Science on Wednesdays.



subject



Science

December						
Sun	Mon	Tue	Wed	Thur	Fri	Sat
	1	2	3	4	5	6
7	8	9	10	11	12	13
14	15	16	17	18	19	20
21	22	23	24	25	26	27
28	29	30	31			

Monday

December						
Sun	Mon	Tue	Wed	Thur	Fri	Sat
	1	2	3	4	5	6
7	8	9	10	11	12	13
14	15	16	17	18	19	20
21	22	23	24	25	26	27
28	29	30	31			

Tuesday

December						
Sun	Mon	Tue	Wed	Thur	Fri	Sat
	1	2	3	4	5	6
7	8	9	10	11	12	13
14	15	16	17	18	19	20
21	22	23	24	25	26	27
28	29	30	31			

Wednesday

December						
Sun	Mon	Tue	Wed	Thur	Fri	Sat
	1	2	3	4	5	6
7	8	9	10	11	12	13
14	15	16	17	18	19	20
21	22	23	24	25	26	27
28	29	30	31			

Thursday

three

3

③ Listen and write


Wang Li and Steve are talking about their subjects. Listen and complete the timetable.

	Monday	Tuesday
8:30—9:20 am	Music	
9:30—10:20 am		Chinese
10:30—11:20 am		Art

Science	Maths	PE	English
---------	-------	----	---------

④ Look and talk

A student from the US wants to know what subjects you study at school. Tell him/her what subjects you study.



Section B

5 Listen, read and write

发件人: Bill@****.com

收件人: Li Xiao@****.com

主题: Hello from the US

内容:

Hi, Li Xiao!

How are you? I'm fine and I am back in the US. It was great to meet you and your friends in China. I am back in school and I'm in a new class. I have a very interesting timetable this year. Look at my new class timetable. I have two new subjects: Science and Computer Studies. My favourite subject is Maths. Do I have time to play basketball?

Sure!


Bye,
Bill

	Mon.	Tue.	Wed.	Thur.	Fri.
9:00-9:50 am	English	Maths	English	English	Art
10:00-10:50 am	Maths	French	Science	Maths	English
11:00-11:50 am	Science	Social Studies	PE	French	Home Science
11:50-1:00 pm	Lunch				
1:00-1:50 pm	Social Studies	English	Music	Art	Maths
2:00-2:50 pm	PE	Computer Studies	Computer Studies	Home Science	Computer Studies

- What does Bill study at 10:00 on Wednesdays? _____
- When does Bill study Science? _____
- What are the new subjects? _____

6 Pair work

Take turns to ask each other questions.



five

5

7 Talk, draw and write

Work in groups.

a. Make a timetable for your class.



When do we study Art?



We have Art on Tuesdays.

b. Write an email to Bill and tell him about the timetable.

- What subjects do you study?
- Do you have any new subjects?
- What are your favourite subjects?

发件人:	@****.com
收件人:	Bill@****.com
主题:	
内容:	<p>Hi, Bill!</p> <hr/> <hr/> <hr/> <hr/> <hr/> <p>Bye,</p> <hr/>

8 Listen and chant

s

*Music, music, music!
I can hear music.
What do you hear?
Science, science, science.
I study Science.
What do you study?
Maths, maths, maths.
I can do maths.
Can you do maths?*



9 Things I can do



I can say:

What subjects do you study? We study ...

Do you have Art? Yes, we do. We have Art on Tuesdays.

When do you/does Bill study ...?



I can read and spell:

study

subject

Monday

Tuesday

st  u  dy

s  u  bject

Mond  ay

Tuesd  ay



I can listen, read, write and say: 

subject

Science

Monday

Tuesday

Wednesday

Thursday

seven

7

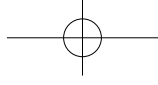
Unit 2

We have Art in the art room.

Can you show me around?

Sure. This way, please.

We usually study Chinese and English in this classroom.



Section A

1 Look, listen and act

Andy and Li Wei are showing Bill around their school.

Li Wei: This is our beautiful new school.

Bill: Can you show me around?

Andy: Sure. This way, please.

Li Wei: We usually study Chinese and English in this classroom.

Andy: We sometimes go to the school library to read.

Bill: What about Science?

Andy: We usually have Science in the science lab.

Li Wei: We have Art in the art room and Music in the music room.
I like singing.

Bill: We exercise on the playground on Fridays. We play football on the sports field on Saturdays and Sundays. Do you have a sports field?

Andy: Haha! Sure!

2 Listen and say

Pupil A: We usually study Chinese and English in this classroom.

Pupil B: We exercise on the playground on Fridays.

Pupil C: We have Science in the science lab.



exercise



sing



study

December						
Sun	Mon	Tue	Wed	Thur	Fri	Sat
1	2	3	4	5	6	7
8	9	10	11	12	13	14
15	16	17	18	19	20	21
22	23	24	25	26	27	28
29	30	31				

Friday

December						
Sun	Mon	Tue	Wed	Thur	Fri	Sat
1	2	3	4	5	6	7
8	9	10	11	12	13	14
15	16	17	18	19	20	21
22	23	24	25	26	27	28
29	30	31				

Saturday

December						
Sun	Mon	Tue	Wed	Thur	Fri	Sat
1	2	3	4	5	6	7
8	9	10	11	12	13	14
15	16	17	18	19	20	21
22	23	24	25	26	27	28
29	30	31				




Sunday

nine

9

③ Listen, tick and match

Where are the students?

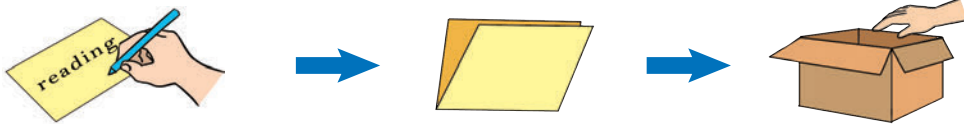
 Li Wei	 Amy	 Bill
() a science lab	() a library	() an art room
() a music room	() a gym	() a playground
() a playground	() a computer room	() a sports field

What are they doing?

singing	exercising	reading	writing an email
drawing	studying	jumping	playing football

④ Mime and guess

Play this game in groups.



- a. Write each word on a small piece of paper. b. Fold the paper. c. Take one and mime the action.



- d. Your friends will guess the word.

- reading • listening
- singing • dancing
- speaking • skipping
- drawing • painting
- writing • _____

Section B

5 Listen, read and write

Zhang Jia writes an email to her friend in the US. She tells her friend about her school in China.

发件人: Zhang Jia@****.com

收件人: Mary@****.com

主题: My new school

内容:

Dear Mary,

Let me tell you about my new school in China. It is a beautiful new school.

We usually study Chinese and English in our classroom, but we go to the school library to read on Fridays. We have Science in the science lab. We have IT in the computer room. We have Art in the art room. We have Music in the music room.

We run and play football on the sports field. We play basketball on Saturdays.

Yours,

Zhang Jia

- Zhang Jia is writing an email. Where is she? _____
- Zhang Jia is in the art room. What is she doing? _____
- When is Zhang Jia usually in the library? _____

6 Pair work

Tell a visitor about your school.

This is the art room.
We have Art in the art room.

What about Science?

We have Science
in the science lab.

eleven

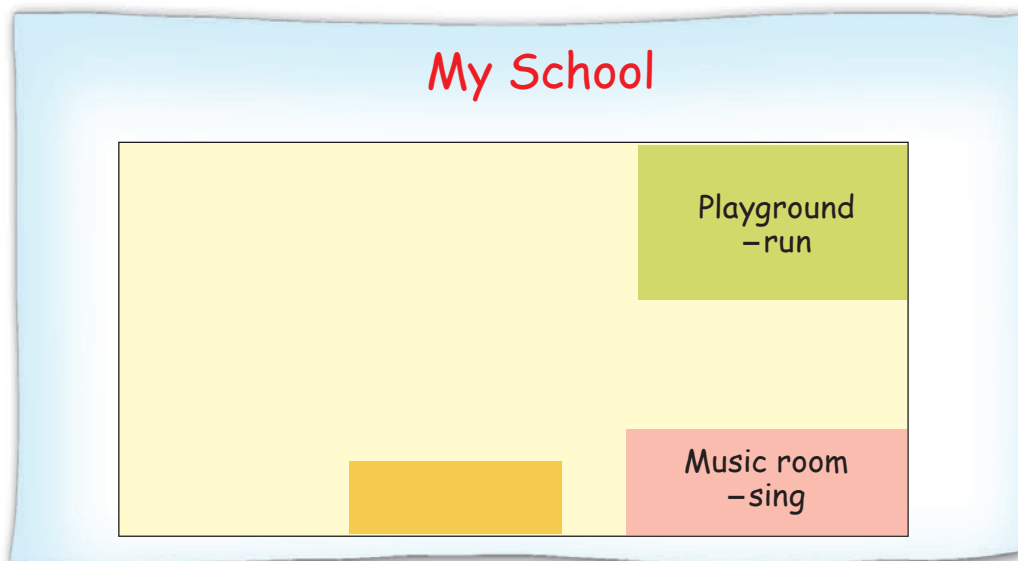
11

7 Write, draw and tell

Work in groups.

a. Make a plan of a school. Write the names of the rooms.

b. Put the plan on a poster. Write what you do in each room.
Use the words in the box.



sing	listen	read	run	write
study	draw	paint	eat	dance

c. Tell the class about the plan.



8 Listen and sing

-ing

1=C $\frac{2}{4}$

5 1 2 | 3 1 3 | 3 2 1 4 3 |

Drawing and paint - ing in the art

Dancing and sing - ing in the music

Chinese and Eng - lish in the class-

5 3 2 | 6 5 3 1 | 2 7 1 ||

room. Reading in the li-brar - y!

room. Reading in the li-brar - y!

room. Reading in the li-brar - y!



9 Things I can do 😊 😊 😊



I can say:

We (usually) have Science in the science lab.

We exercise on the playground on Fridays.

We do reading in the library.



I can read and spell:

music

usually

school

room

m C u C sic

u C sually

sch C oo C l

r C oo C m



I can listen, read, write and say: 

exercise

sing

study

Friday

Saturday

Sunday

Unit 3

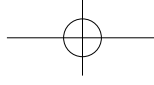
What time do you usually go to school?



What time do you usually get up every morning?

I always get up at 6:30 every morning.





Section A

① Look, listen and act

Li Wei gets a telephone call from Bill in the US. They talk about what they do every day.

Bill: Hello, this is Bill. Is that Li Wei?

Li Wei: Hi, Bill! Do you know it's 6:00 am in China?

Bill: Oh, I'm sorry. It's 7:00 pm here. What time do you usually get up every morning?

Li Wei: I always get up at 6:30 every morning.

Bill: That's really early.

Li Wei: Yes. And then I put on my clothes, brush my teeth and wash my face.

Bill: When do you have breakfast?

Li Wei: At 7:00.

Bill: What time do you usually go to school?

Li Wei: I always go to school at half past seven. How about you?

Bill: I usually go to school at half past eight.

Li Wei: OK. I have to get up now. Bye.

Bill: Bye.

② Listen and say

Pupil A: What time do you brush your teeth?

Pupil B: I usually brush my teeth at 6:40 in the morning.



get up



brush my teeth




wash my face



put on
my clothes



put on
my shoes



have my
breakfast
fifteen

3 Listen and write

Li Zhan is talking to her friend David in the US. Listen and answer the questions.

Li Zhan
(Wuhan, China)



What time is it?

What does Li Zhan usually
do at 7:00 am?

When does Li Zhan usually
go to school?

David
(New York, US)



What time is it?

When does David usually
have his breakfast?

What does David usually do
at 6:45 am?

4 Pair work

Talk about what you usually do in the morning. Take turns to ask each other questions.









What time do you get up
in the morning?



I usually get up at 6:00 am.
I wash my face and put on
my clothes. Then I ...

Section B

⑤ Listen, read and write

<p>China 6:30 am</p>  <p>长宽比 3:2</p> <p>Zhou Lin always brushes his teeth.</p> 	<p>US 6:30 pm</p>  <p>长宽比 19:10</p> <p>Mike sometimes rides his bike at 6:30 pm.</p> 
<p>France 11:30 pm</p>  <p>长宽比 3:2</p> <p>Natalie usually goes to bed at 11:30 pm.</p> 	<p>UK 10:30 pm</p>  <p>长宽比 2:1</p> <p>Anne usually washes her face at 10:30 pm.</p> 

- What time is it in the UK when it is 7:30 am in China? _____
- Who usually washes her face at 10:30 pm? _____
- What do you think Natalie is doing at 11:55 pm? _____

⑥ Write and talk

Work in pairs. Take turns to ask each other questions.

	What do you usually do at different times?
6:30 am	
1:30 pm	
7:00 pm	



seventeen

17

7 Talk, write and tell

Work in groups.

a. Ask each group member what he/she does in the morning.



b. Fill in the survey form for each member.

Name: <u>Yang Na</u>	Always	Usually	Sometimes	Never
Do you usually get up on time?	✓			
Do you make your bed?			✓	
Do you usually brush your teeth?				
Do you have breakfast at home?				
Do you have milk for breakfast?				


c. Tell the class about the form.



8 Listen and chant

sh

Tom brushes his shoes.
I brush my shoes, too.
So, fishes, why don't you?
Jim washes his shoes.
I wash my shoes, too.
So, fishes, why don't you? Why?
Because fishes don't have feet!
And fishes don't wear shoes!



9 Things I can do



I can say:

What time do you usually get up every morning?

When do you have breakfast? At 7:00 am.

What do you/does Li Zhan usually do at 7:00 am?



I can read and spell:

wash

shoes

put

push

wa

sh

sh

oes

p

u

t

p

u

sh



I can listen, read, write and say: 

get up

brush
my teeth

wash
my face


put on
my clothes

put on
my shoes

have my
breakfast

Unit 4

There is homework time.



Ben studies in a boarding school in England.

What's a boarding school?

In a boarding school, students live in the school.



Section A

1 Look, listen and act

Andy's friend comes to visit him in China. His name is Ben.
Li Xiao meets Ben.

Andy: Ben studies in a boarding school in England.

Li Xiao: What's a boarding school?

Ben: In a boarding school, students live in the school. We get up at 6:30 am. We have breakfast at 7:00. Do you have your breakfast at school?

Li Xiao: No. I usually have breakfast at home. But I have lunch at school.

Andy: Our lunch time is at 12:00.

Li Xiao: What do you do after school?

Ben: There is some free time. We can play or exercise. Then, dinner time.

Li Xiao: What do you do after dinner?

Ben: There is homework time, but we can watch TV. Then it's bed time. We're usually tired in the evening.

Li Xiao: Do you do any housework?

Ben: Yes. We clean the windows and the floor.

2 Listen and say

Pupil A: What do you do after school?

Pupil B: There is some free time.




lunch time



dinner time




homework time



watch TV



housework



tired
twenty-one

3 Listen and write

Ben and Li Xiao are talking about what they do at different times.
Listen and complete the form.

Breakfast time	Have breakfast _____
Lunch time	Talk to my friends _____
Study time	Read books _____
Free time	Play football _____

4 Look and talk

Work in pairs. Take turns to ask each other questions.



breakfast time



lunch time



free time



study time



homework time



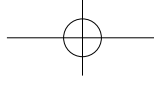
bed time



What do you do at bed time?



I always brush my teeth and wash my face. Then I go to bed.



Section B

5 Listen, read and write

A Day at the Boarding School



Every day, we get up at 6:30 am. Breakfast time is at 7:00 am. All students must have their breakfast in the canteen. At 8:30 am, all students must go to their classrooms.

Lunch time is at 12 o'clock. At 2:00 pm, all students must go to their classrooms. Classes are over at 4:00 pm. Free time is from 4:30 pm to 6:30 pm. Students may play sports and exercise in the gym.



At 6:30 pm, all students must have dinner. The students must study and do their homework between 7:00 pm and 8:00 pm. Students may watch TV or read in the library from 8:00 pm to 9:00 pm. At 9:00 pm, all students must go to bed.

Complete the timetable.

7:00 am	_____ time	All students must have breakfast in the canteen.
4:30 pm – 6:30 pm	_____ time	Students may _____.
7:00 pm – 8:00 pm	_____ time	Students must study and _____.
9:00 pm	_____ time	All students must _____.

6 Pair work

Talk about what Ben must do every day. Take turns to ask each other questions.

Pupil A: What must Ben do at 6:30 pm?

Pupil B: He must have his dinner.

twenty-three

23


7 Read, write and tell

Work in groups.

- Make a timetable for a day in your school.
- Write what you must do at different times.

Time		School rules
12:10 pm	Lunch time	All students must have their lunch.

- Tell the class about the timetable.



8 Listen and chant

-all

*Listen, all students,
All, all, all!
The headmaster is calling.
Call, call, call!
"Come to the hall,
Hall, hall, hall!"
"Can you find the football?
Ball, ball, ball!"
It's not in the hall.
It's in the mall!*



9 Things I can do



I can say:

What do you do at study time? I read books.

Breakfast time is at 7:00 am.

All students must have their breakfast in the canteen.



I can read and spell:

bread

breakfast

free

street

br ea d

br ea kfast

fr ee

str ee t



I can listen, read, write and say: 

lunch time

dinner time

homework time

watch TV

housework

tired

twenty-five

25

Unit 5

You must come to school on time.

Li Xiao, you must come to school on time.

Sorry, Ms Li. I was late for school yesterday.

课程表				
星期一	星期二	星期三	星期四	星期五
语文	数学	英语	语文	数学
科学	体育	音乐	科学	体育
美术	劳动	美术	劳动	音乐
英语	语文	数学	英语	语文
数学	科学	体育	数学	科学
体育	音乐	美术	体育	音乐
音乐	美术	劳动	音乐	美术
美术	劳动	美术	劳动	音乐

	课程表	
	星期一	星期二
上午	语文	数学
	科学	体育
	美术	劳动
下午	英语	语文
	数学	科学
	体育	音乐
	音乐	美术
	美术	劳动



Section A

1 Look, listen and act

Ms Li is talking to Li Xiao about the school rules.

Ms Li: Li Xiao, you must come to school on time.

Li Xiao: Sorry, Ms Li. I was late for school yesterday.

Ms Li: Yes, on Thursday. And on Tuesday and Wednesday.

Li Xiao: I'm very sorry, Ms Li.

Ms Li: You must go to bed before 9:00 pm and get up early to get ready for school.

Li Xiao: Yes, Ms Li.

Ms Li: You must do your homework.

Li Xiao: Yes, Ms Li. I did my English homework.

Ms Li: Yes, but you didn't do your Maths and Chinese homework.

Li Xiao: I'm sorry, Ms Li.

2 Listen and say

Pupil A: You must do your homework.

Pupil B: You must not be late for school.



listen to
the teacher



do your
homework



be on time



be late
for school



early



sorry

twenty-seven

27

3 Listen and tick



A teacher is telling the students about the rules. Listen and tick the rules you hear.

Here are the classroom and school rules.



Classroom rules

- () You must listen to the teacher.
- () You must be on time.
- () You mustn't write on the desk.
- () You must clean the blackboard.

School rules

- () You mustn't use a cellphone.
- () You must do the homework.
- () You mustn't play near the street.

4 Write and talk


Work in pairs. Write two rules for your classroom, and then tell your partner.

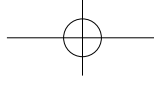
a. You must _____.

b. You must not _____.

You must put your books in your desk.

Yes, Li Wei.



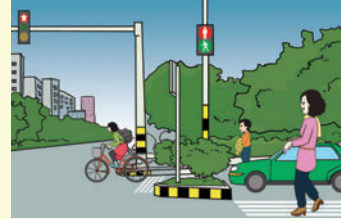


Section B

5 Listen, read and write

Traffic Rules

There are many traffic rules. Cars must not drive too fast. People should walk on the right side. You must not ride your bike too fast.



Canteen Rules

We need rules in the canteen, too. You must wait in line. Do not shout at or push anyone. You must clear the table. Throw the rubbish in the bin.

What are they doing wrong? Write the rules for each picture.





6 Pair work

Look at the pictures. What do these signs tell you? Write and tell your partner about the rules.



Do not take photos.







twenty-nine

29

7 Write, draw and tell

Work in groups.

a. Choose one of the places and make rules. You can use the words and phrases in the box.



eat on the bed
write/draw on the wall
take someone's things

run
push
shout

play football
use a cellphone
ride a bike


You mustn't ride a bike on the playground.

b. Draw a sign for each rule. Show the signs to the class and tell them about the signs.



8 Listen and chant

-U-




*I know a rule, a cool school rule.
I know a rule, a cool school rule.
It says you must not,
You must not be late.
You must not be rude.
You must not be bad.
You must not!
You must not!
You must not do this.
You must not do that.*



9 Things I can do

 I can say:

You must do your homework.
You must not be late for school.
Do not shout at or push anyone.

 I can read and spell:

do

to

early

sorry

d o

t o

earl y

sorr y

 I can listen, read, write and say: 

listen to
the teacher

do your
homework

be on time

be late
for school

early

sorry

Review 1

Activity 1 Listen and write

Listen to the tape and fill in the timetable. Use the words and phrases in the box.

Monday	Tuesday	Wednesday	Music	PE	Art Room	Science Lab
English	Thursday	Science	Maths	Art	Music Room	Playground

_____ day	_____ day
9:00 – 9:50 am	10:00 – 10:50 am
Subject: _____	Subject: _____
Place: _____	Place: _____
2:00 – 2:50 pm	1:00 – 1:50 pm
Subject: _____	Subject: _____
Place: _____	Place: _____

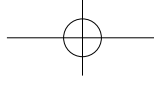


Activity 2 Listen and number

Read the sentences. Then, listen to the tape and number them.

Liu Yu lives in a village. He goes to school near their village. He is writing to his friend in Canada about his day.

- () I have some free time after school.
- () I always get up at 6:30 am and have my breakfast at 7:00.
- () Then I go to school and have my classes in my classroom.
- () What about your day?
- () I usually go to bed at about 21:00.
- () After lunch I go to school and have my classes in the afternoon.
- () I have lunch at home every day.
- () Sometimes I help my parents on the farm.
- () After dinner, there is homework time.

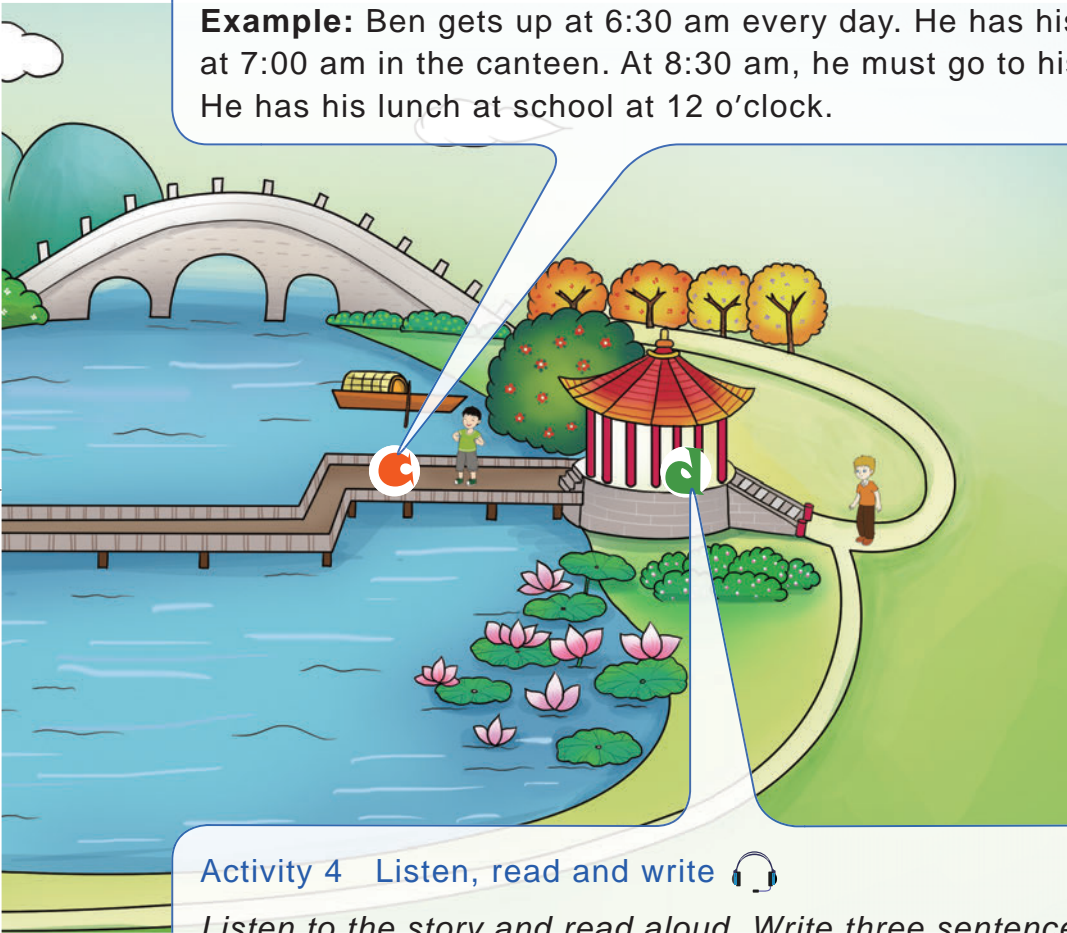


Activity 3 Talk to your classmates

Tell your classmates about Ben's life at a boarding school. Use the phrases in the box.

get up/go to bed	breakfast/lunch/dinner time	study time
free time	homework time	housework time
at ... am/pm	from ... to ...	between ... and ...

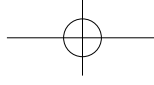
Example: Ben gets up at 6:30 am every day. He has his breakfast at 7:00 am in the canteen. At 8:30 am, he must go to his classroom. He has his lunch at school at 12 o'clock.



Activity 4 Listen, read and write

Listen to the story and read aloud. Write three sentences to finish the story.

Bill lives in the US. He lives in a big house with his mother, father, and little sister. Every morning, Bill gets up and makes his bed. Then he goes to the bathroom to brush his teeth and wash his face. He puts on his clothes and goes to the kitchen. He and his family usually have breakfast together. After breakfast, Bill goes to _____. He _____. Then, he _____.



Activity 5 Spell and tick

Is it /g/ or /dʒ/ sound? Spell the words and tick the /dʒ/ sound.

gym game get
bag leg

Is it /s/ or /z/ sound? Spell the words and tick the /s/ sound.

music science shoes
his nose



Activity 6 Read and cross

Which word or phrase doesn't belong to the group?

Science
English
Maths
exercise

Tuesday
week
Friday
Thursday

brush your teeth
wash your face
dinner time
put on your clothes

early
get up
late
tired



Activity 7 Write and tell

Tell your parents several classroom or school rules.

You should/must	
You should not/must not	



Activity 8 Practise the phrases or sentences

What subjects do you study? We study ...

Do you have Art? Yes, we do. We have Art on Tuesdays.

We (usually) have Science in the science lab.

We exercise on the playground on Fridays.

What time do you usually get up every morning?

When do you have breakfast?


What do you do at study time?

Breakfast time is at 7:00 am.


You must do your homework.

You must not be late for school.

Well done! Tick the box.	Activity 1	Activity 2	Activity 3	Activity 4	Activity 5	Activity 6	Activity 7	Activity 8
😊 Good								
😊 Very good								
😊 Excellent								




Wang Tao is a student. His school exams are on Thursday.




Wang Tao is playing a computer game on Sunday.



Wang Tao is watching TV in the sitting room on Monday.



Wang Tao is riding his skateboard on Tuesday.



Wang Tao enjoys listening to music. He also enjoys playing ping-pong in the gym.



Wang Tao is in his bedroom. What is Wang Tao doing? Exam time is at 8:30 am. What time is it now?



Dear Bill,
Do you have Computer Studies in your school? We have Science, but we do not have Computer Studies. Can you tell me about it?

Hi, Zhou Lin!

Yes, we have Computer Studies in our school. We also call it "IT". We learn about the Internet.



The Internet is like a very big library. Inside this library, every book starts with www.



A www "book" is called a website. Look at this website. It is called www.gov.cn. You can read lots of information about China.



Look at this science website. It is called www.nasa.gov. It is very interesting. You can learn many things about science.



Every website has a first page. The first page is called the Home Page. It tells you all the things you can find. Look at this Home Page of a Chinese learning website.



Unit 6

Is this a shopping centre?



Section A

1 Look, listen and act

Zhang Jia and Amy are talking about their city.

Zhang Jia: Look, Amy. I have many photos of our city.

Amy: What's in the city?

Zhang Jia: This is a hospital. Doctors and nurses work here.

Amy: Great! What's that?

Zhang Jia: That is a factory. Many workers work there.

Amy: Is this a shopping centre?

Zhang Jia: No, it isn't. It's an office building. Many people work here.

Amy: Is this an office building, too?

Zhang Jia: No, it isn't. That's a TV tower. And this is a cinema.

Amy: I see. Is this a bank?

Zhang Jia: Yes, it is. And this is a hotel.

Amy: Our city is so beautiful.

2 Listen and say

Pupil A: Is this an office building?

Pupil A: I see. Is this a factory?

Pupil B: No, it isn't. It's a bank.

Pupil B: Yes, it is.



an office building




a bank



a hotel



a TV tower



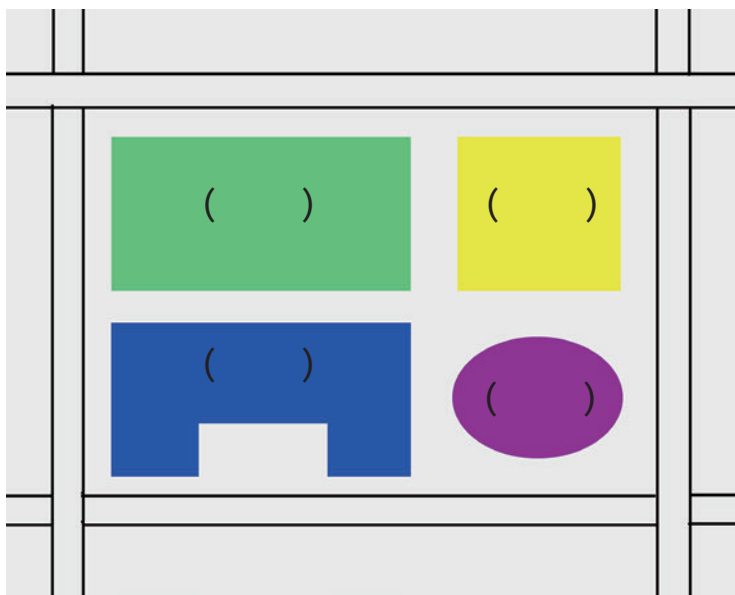
a factory



a cinema

3 Listen and write

Mr Li is telling a reporter about his city. Listen to the tape and write down the places on the map.



a. a cinema



b. a hotel



c. a bank



d. an office building

4 Look and talk

Work in pairs. Look at the map above. Take turns to ask each other questions.




- Walk straight.
- Turn right.
- Turn left.
- It is over there.
- It is close by.
- Go past the ...



Section B

⑤ Listen, read and tick

In 2008, there was a big earthquake in our city in Sichuan. After the earthquake, there were no buildings or streets. It was terrible. We had no places to live or work in. We needed help.



Now we have a new city. Our new city is beautiful. There are new buildings and streets. There are schools, banks and office buildings. There is also a big new hospital. I like our new city.

- | | |
|--|------------------------|
| a. There was an earthquake in 2008. | True () False () |
| b. There were no buildings after the earthquake. | True () False () |
| c. There is a new hospital now. | True () False () |

⑥ Pair work

Talk about the city with your partner.

The earthquake was terrible.

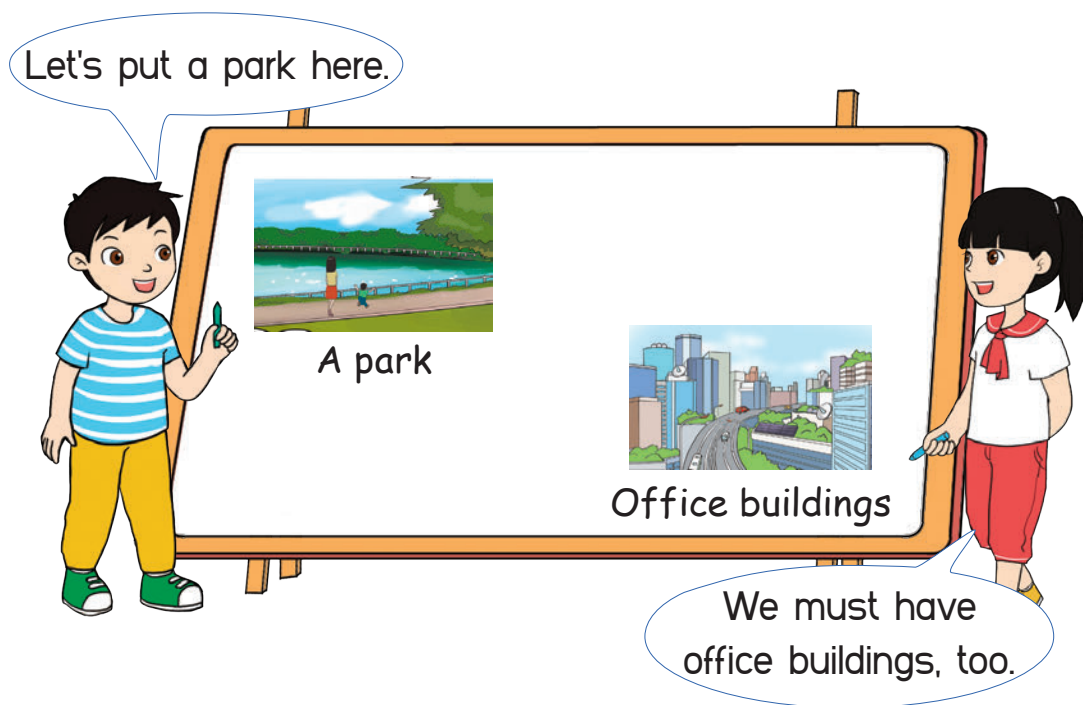


There were no buildings or streets after the earthquake.


7 Draw, write and tell

Work in groups.

a. Imagine that you are building a new city. Draw a plan of the city.



b. Show your plan to the class and tell them about the new city.



8 Listen and sing

h-

1=F $\frac{2}{4}$

3 4 5 5 4 3 | 2 3 4 4 3 |


Is a house a home? It is to Jenny.

3 4 5 5 4 3 | 2 3 4 4 3 |

Is a hotel a home? It is to Penny.

3 4 5 5 4 3 | 2 3 2 1 1 :||

Is a hospital a home? It is to Henny.



9 Things I can do

 I can say:

This is a hospital. Doctors and nurses work here.

Is this a shopping centre? Yes, it is./No, it isn't.

There were no buildings or streets after the earthquake.



 I can read and spell:

tower


flower

cinema

China

t  ow  er

fl  ow  er

cinem  a

Chin  a

 I can listen, read, write and say: 

office building

bank

hotel

TV tower

factory

cinema

Unit

7

Everyone has something to do.



Everyone has something to do.

Look at the bus driver.
He drives us to school!

Section A

1 Look, listen and act

Zhou Lin is at Andy's house for the weekend. On Monday morning, Andy and Zhou Lin go to school together.

Andy: Every morning, I can see so many people.

They are very busy.

Zhou Lin: They are workers. They go to work.

Andy: We are students. We go to school.

Zhou Lin: Yes. Everyone has something to do.

Andy: Look at the policeman. He helps people.

Zhou Lin: Look at the cook in the noodle shop. He cooks noodles.

Andy: Look at the cleaner. He cleans our streets.

Zhou Lin: Look at the taxi driver. He drives a taxi.

Andy: Look at the bus driver. He drives us to school! Here is the bus stop.

Let's get on the bus.

2 Listen and say

Pupil A: Look at the taxi driver. He drives a taxi.

Pupil B: Look at the worker. He is very busy.



a worker



busy



drive



street







help



a cleaner

③ Listen, tick and match







Mr Sun  () a policeman () a cleaner () a TV reporter	Ms Wang  () a doctor () a bus driver () a hospital worker
Mr Zheng  () a nurse () a teacher () a bank worker	Ms Luo  () an office worker () a factory worker () a supermarket worker

What do they do?

teaches English	helps doctors	does maths
works in a bank	drives a bus	makes toys
talks to people on TV	sells vegetables and fruits	
works in a hospital	works in a police station	
helps people in the hospital	cleans windows and floors	

④ Write and talk

Work in pairs. Choose three of the people below. Write what they do. Take turns to tell each other about the people.

		
Ms Li	Ms Gao	Mrs Adams
		
Mr Jones	Mr Brown	Mr Smith

farmer	worker	cook
teacher	driver	nurse
policeman	cleaner	doctor
make	help	drive
clean	build	cook
teach	save	grow

- a. **Mr Jones is a farmer. He grows rice and vegetables.**
 b. _____
 c. _____

Section B

5 Listen, read and tick

Everyone Has Something to Do


Many people work in the supermarket. Everyone has something to do. Supermarket workers sell the things in the supermarket. They must be friendly and help people. There are office workers in the supermarket. They must be good at maths and writing. There are also cleaners. They clean the supermarket every day. They must be careful.

Workers make the things that you buy in the supermarket. Factory workers make toys and clothes. Farmers grow plants and fruits and feed animals. Drivers send the things and food to the supermarket.

- a. Office workers sell things in the supermarket. True () False ()
- b. Farmers usually send food to the supermarket. True () False ()
- c. Workers often buy food in the supermarket. True () False ()

6 Pair work

Talk about what the people in the pictures do.



forty-seven

47


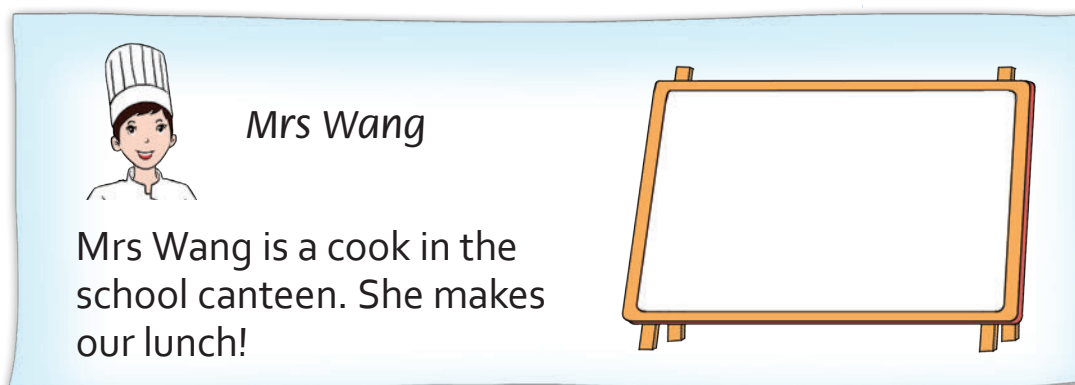
7 Talk, write and tell

Work in groups.

- We need a lot of workers in our cities. Talk about the people in your city. What do they do?
- We need a lot of workers in our schools. Make a list of the workers in your school.

	What do they do?	How do they help you?
Mrs Wang	She is a cook.	She makes our lunch.

- Write thank-you cards to some of the workers in your school. Put the cards on a poster and tell the class about them.



8 Listen and chant

-er

*A baker can bake.
A driver can drive.
A teacher can teach.
The baker bakes a cake.
The driver drives a bus.
The teacher teaches all of us!
Thanks to the baker.
Thanks to the driver.
Thanks to the teacher.
Thanks to all the workers.*



9 Things I can do

 I can say:

Everyone has something to do.
They are workers. They go to work.
Look at the cleaner. He cleans our streets.

 I can read and spell:

drive	driver	look	book
dr C ive	dr C iver	l C oo C k	b C oo C k

 I can listen, read, write and say: 

worker

busy

drive

street

help

cleaner

Unit 8

I will study the moon.





Section A

1 Look, listen and act

Amy, Luo Xiaomei, and the boys are in the classroom. They are reading a book about space.

Zhou Lin: I want to be an astronaut.

Amy: What's an astronaut?

Zhou Lin: It's a spaceman.

Andy: What do astronauts do?

Zhou Lin: They fly rockets and they do science. I want to fly to the outer space.

Li Xiao: What will you do there?

Zhou Lin: I will study the moon and see the stars. One day, I want to go to Mars!

Amy: But the outer space is all dark!

Zhou Lin: Yes, it is dark. But I can see the sun and other stars. They are very bright.

Andy: Zhou Lin will be a great scientist!

2 Listen and say


Pupil A: What do astronauts do?

Pupil B: They fly to the outer space.

Pupil C: I want to be an astronaut!




outer space




fly




a rocket



star









the sun



the moon
fifty-one

3 Listen and tick

Listen to the interview with the astronaut and tick the right answers.

Where will she go?	What will she do?
 <input type="checkbox"/> the moon	 <input type="checkbox"/> drive a moon car
 <input type="checkbox"/> the space station	 <input type="checkbox"/> study the stars
 <input type="checkbox"/> Mars	 <input type="checkbox"/> walk in space

4 Write and talk

Work in pairs. Do you want to be an astronaut? Where do you want to go? What do you want to do? Take turns to ask each other questions.

I want to go to ...	I want to ...
Mars	fly a rocket and study Mars

Pupil A: Where do you want to go?

Pupil B: I want to go to Mars. I want to fly a rocket and study Mars.

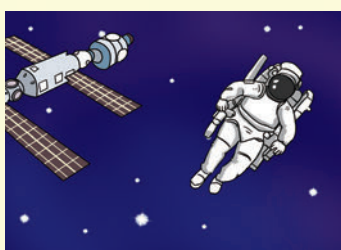
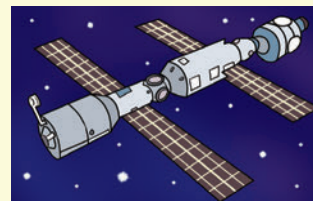


Section B

5 Listen, read and write

The Chinese Space Station

The Chinese space station will be ready in 2020. Some Chinese astronauts will work in the space station. They will fly a rocket to space and build the station.




Many people want to be astronauts, but only a few can get the job. An astronaut has to be strong and clever. They have to study and work very hard. Only the best can be astronauts.

- When will the Chinese space station be ready? _____
- What will the Chinese astronauts do? _____
- What must you do to be an astronaut? _____

6 Pair work

A spaceman can also be an alien from a film or TV. Draw a spaceman and tell your partner about your picture.

This is my spaceman.
He is red in colour. He has no ears.



- | | |
|--------|---------|
| • eye | • ear |
| • arm | • leg |
| • nose | • mouth |
| • foot | • hand |

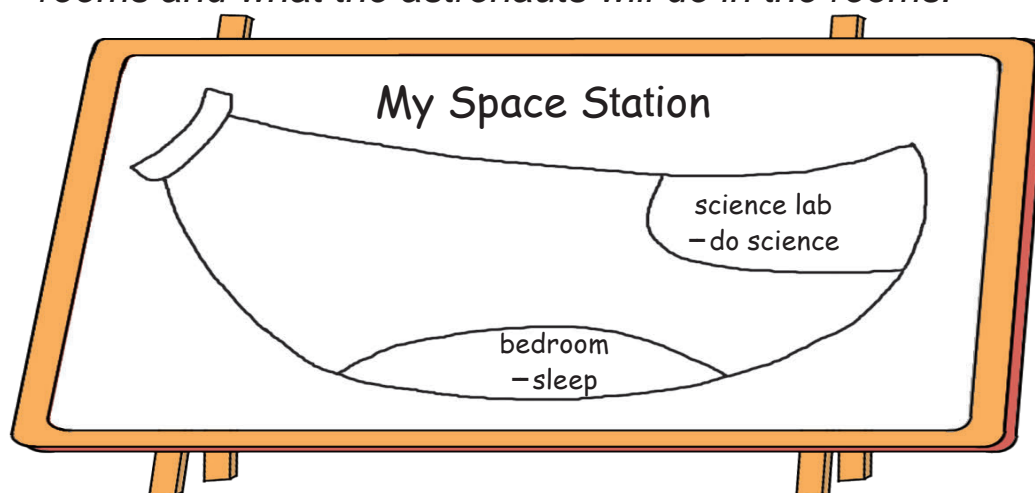
7 Talk, draw and tell

Work in groups.


a. Imagine that you are building a space station.

What will the station look like?	a big banana		
What rooms are there?	bedroom	science lab	
What will the astronauts do in the rooms?	sleep	do science	

b. Draw a plan of your space station. Write the names of the rooms and what the astronauts will do in the rooms.



c. Show the plan to the class and tell them about the space station.




8 Listen and chant

sp-

*The spaceman works,
In the space station,
In space.*

*The spaceman plays sports,
In the space station,
In space.*

*The spaceman plays games,
In the space station,
In space.*



9 Things I can do

 I can say:

What will you do there? I will study the moon and see the stars.

I want to fly to the outer space.

This is a science lab. The astronauts will do science here.

 I can read and spell:

space

star

Mars

dark

s pace

s tar

M ar s

d ar k

 I can listen, read, write and say: 

outer space

fly

rocket

star

sun


moon

fifty-five

55

Unit 9

What do you want to do?





Section A

1 Look, listen and act

*It's Children's Day. Ms Li takes the children to the theme park.
There are many kinds of rides.*

Ms Li: OK, kids. What do you want to do?

Zhou Lin: I want to ride on the roller coaster! It looks cool!

Andy: Me, too! Look, there is a big wheel! I want to ride
on the big wheel.

Amy: I'm afraid of roller coasters. They go too fast. Can I ride on the
merry-go-round? It is slow.

Ms Li: Li Wei, what do you want to do?

Li Wei: I want to ride in the bumper cars.

Li Xiao: And I want to ride in the teacups! They're cute!

Ms Li: Well, the roller coaster and the big wheel are over there.
Let's go there. Then we can go to the merry-go-round and the
teacups, and the bumper cars.

Kids: Great!

2 Listen and say


Pupil A: What do you want to do?

Pupil B: I want to ride on the roller coaster.

Pupil C: I want to ride in a bumper car.



a theme park




a roller coaster




afraid



a merry-go-round



a bumper car



slow
fifty-seven

3 Listen and tick

Ms Zhou is a scientist. On the weekends, she works at a science theme park. Listen to the tape and tick the right answers.

The kids
can see ...



() trains



() rockets



() cars

The kids
can ...



() ride a roller coaster



() take photos



() have fun

The kids
can learn ...

$$\frac{1}{8} + \frac{3}{8} = \frac{1}{2}$$

() maths



() science



() history

4 Look and talk

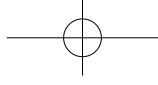
Work in pairs. You are in the theme park. What do you want to ride? Take turns to ask each other questions.

What do you want to ride?

I want to ride the
roller coaster.
I like the roller coaster.

I don't like the roller
coaster. I want to ride
in the bumper car.







Section B

5 Listen, read and tick

Theme Parks

Theme parks are nice places with a special theme. There are theme parks about Christmas and cartoons. In a good theme park, kids can have fun and learn, too. For example, the theme can be space, water or science.



The theme can also be countries and culture. In Changsha, there is a big theme park about the world. Kids can look at the buildings of many different countries. In Beijing, there is a park about the 56 ethnic groups of the Chinese people. Kids can learn about the different parts of China.

- a. Theme parks are always about cartoons. True () False ()
- b. There is a big theme park about the world in Changsha. True () False ()
- c. There are many different theme parks in China. True () False ()

6 Pair work

Talk about theme parks. Take turns to ask each other questions.

What's your favourite theme park?



I like water theme parks.
I like to learn about fishes and animals.

fifty-nine

59

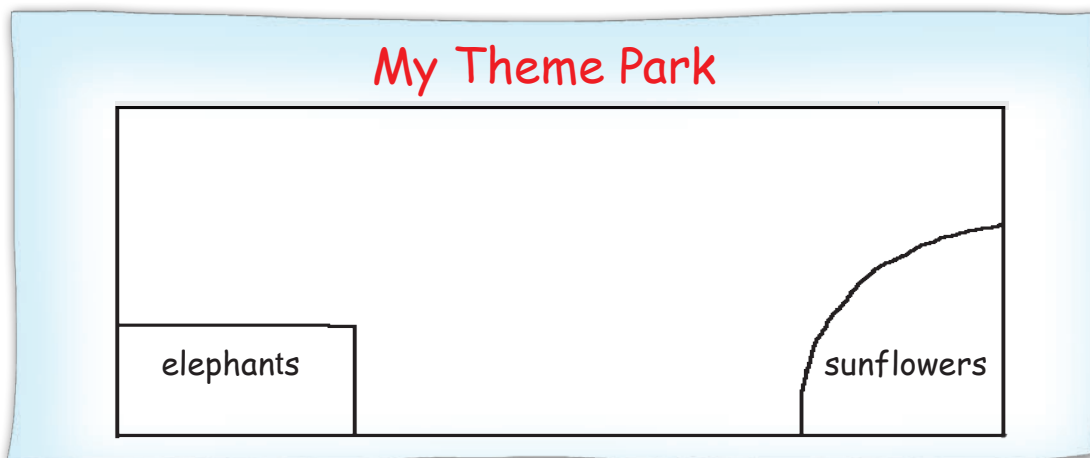
7 Talk, draw and tell

Work in groups.

a. Make a plan for a theme park. Use the questions in the form.

What's the theme of the park?	animals and plants
What can kids see in the park?	sunflowers, elephants
What can kids do in the park?	
What can kids learn in the park?	

b. Draw a map of the park and make a poster.




c. Tell the class about the map.



8 Listen and chant

-oat

Mr Goat has a coat.
Coat, coat, coat!
Mr Goat rides in a boat.
Boat, boat, boat!
Mr Goat rides on the roller coaster.
It goes faster and faster!
Mr Goat lost his coat!
Poor Mr Goat, Goat, Goat!



9 Things I can do



I can say:

What do you want to ride?

I want to ride in the teacups. They're cute.

What's your favourite theme park? I like water theme parks.



I can read and spell:

know

slow

afraid

email

kn

ow

sl

ow

afr

ai

d

em

ai

l



I can listen, read, write and say: 

theme park

roller coaster

afraid

merry-go-round

bumper car

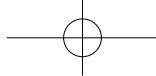
slow

Unit 10

It's one of the famous mountains in China.

Here are some famous places in Hunan.

There is a famous mountain in Hunan.



Section A

1 Look, listen and act

The school holiday is coming. John's friends are showing him some famous places in Hunan.

Zhou Lin: Here are some famous places in Hunan.

Wang Li: There is a famous mountain in Hunan. You can visit Mount Heng. It's one of the famous mountains in China.

John: Yes, I can see it in this book. It is beautiful.

Zhou Lin: You can also go to the Nanyue Temple. It is a famous temple.

John: OK. I would also like to travel to Zhangjiajie.

Zhou Lin: Oh, and there is a famous lake. You must go to Dongting Lake.

Wang Li: It is beautiful.

John: I want to walk around the City Square. And I want to watch people dance in the park.

Zhou Lin: Sure. Then you can try some fried *tofu*. It is a famous dish in Hunan.

John: That's great!

2 Listen and say


Pupil A: There is also a famous temple.

Pupil B: You must go and see the Temple of Heaven.

Pupil A: Yes./Sure./Great!



a famous mountain




a famous dish



place



a famous temple



a famous square



dance
sixty-three

3 Listen and tick

A tour guide is talking about famous places. Listen and tick what you hear on the tape.

() Lu Mountain

() a famous temple

() a famous dish

() The Great Wall


() a famous dance

() Beijing duck

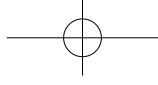
4 Look and talk

Work in pairs. Choose one of the places and tell your partner about it.

Beijing	 The Temple of Heaven	 The Great Wall	 Beijing Duck
Henan	 The Shaolin Temple	 Mount Song	 Henan Noodles
Shandong	 Mount Tai	 The Temple of Kongzi	 Dezhou Chicken



There are many famous places in Beijing. You can visit the Temple of Heaven and the Great Wall. Beijing duck is a famous dish.




Section B

5 Listen, read and tick

Welcome to Hunan!

Come and visit Hunan! There are many beautiful and famous places in Hunan. There are mountains, lakes, temples and parks. You must also try the delicious food.



Zhangjiajie is a very big park with beautiful mountains and many kinds of plants. Sometimes, you can watch a famous dance. Dongting Lake is a big and beautiful lake. You can go on a boat and see many birds. You will have a great holiday in Hunan!

- a. There are many famous places in Hunan. True () False ()
b. The mountains in Zhangjiajie are beautiful. True () False ()
c. You can watch a dance by the lake. True () False ()

6 Pair work

Write two things you want to do in Hunan. Take turns to ask each other questions.

I want to _____.

I want to _____.

I want to try some delicious food.



You should try fried tofu. It's a famous dish.

sixty-five

65

7 Talk, write and tell

Work in groups.

a. Plan a holiday for three days. Talk with your friends.

- Where will you go?
- What will you see?
- What will you eat?

I will go to ...	I will see ...	I will eat ...
Beijing	the Great Wall	Beijing duck

b. Write a timetable for your holiday. Draw pictures and make a poster.

My Holiday

Day 1	Day 2	Day 3

c. Show the poster to the class and tell them about your holiday.



8 Listen and chant

m

There are many mountains.

How many?

Many, many!

There are many famous lakes.


How many?

Many, many!

There are many famous temples.

How many?

Many, many!



9 Things I can do



I can say:

There is a famous mountain in Hunan.

You must go to Dongting Lake.

You can try some fried *tofu*.



I can read and spell:

walk

talk

place

dance

w al k

t al k

plac e

dan c e



I can listen, read, write and say: 

famous mountain

famous dish

place

famous temple

famous square

dance

Review 2

Activity 1 Listen and match

Listen to the tape. Match the phrases with the people.

Mr Wang

a factory

a driver

makes computers

Ms Li

a hotel

a cleaner


cleans the classrooms

Mr Zhou

a school


a worker

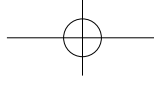
drives a bus



Activity 2 Listen and number

- () There are many famous places in China.
- () The Great Wall in Beijing is very famous in the world.
- () Mount Tai is one of the famous mountains in China.
It is in Shandong.
- () You can visit the Shaolin Temple in Henan.
- () You must also try the famous dish—fired *tofu*.
It smells bad but tastes great.
- () Zhangjiajie is a very big and beautiful park in Hunan.
- () Sandy lives in China.





Activity 3 Talk to your classmates

Tell your classmates about the city you planned in the class. Use the words and phrases in the box.

bank	shop	hotel	cinema	hospital	office building
tower	lake	park	school	factory	shopping centre
go/walk straight			turn left/right		far away/near

Example: Here is the plan of our city. It's big and beautiful. This is an office building. Many people work there. Go straight, there is a big park. Here is a big shopping centre near the lake.

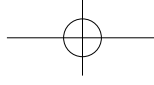


Activity 4 Listen, read and write

Listen to the story and read aloud. Finish the sentences in the story. You may use the words and phrases in the box.

big wheel	up and down, round and round
teacups	round, and round, and round
roller coaster	whoosh up and whoosh down
bumper cars	boom and bang
merry-go-round	round up, round down

Zhou Lin goes to the theme park with his friends. All the rides are so exciting. First, Zhou Lin and Andy ride on the _____. It goes _____. Then Li Xiao and Zhou Lin try the _____. They go _____. Amy and Wang Li ride on the _____. It goes _____.



Activity 5 Spell and circle

Circle the word that does not sound the same as the others.

him
who
why
hotel

cool
moon
ruler
sun

goat
work
boat
note

driver
cleaner
dinner
her



Activity 6 Read and cross

Which word doesn't belong to the group?

bank
building
hotel
cinema

worker
drive
driver
cleaner

busy
fly
afraid
slow

sun
star
rocket
moon

famous
dish
square
mountain



Activity 7 Write and tell

Look out of your window tonight. Tell your parents three things in space.


Three things in space



Activity 8 Practise the phrases or sentences

This is a hospital. Doctors and nurses work here. I will study the moon and see the stars.
Is this a shopping centre? Yes, it is./No, it isn't. What do you want to ride?
They are workers. They go to work. I want to ride in the teacups.
Look at the cleaner. He cleans our streets. There is a famous mountain in Hunan.
What will you do there? You must go to Dongting Lake.


Well done! Tick the box.	Activity 1	Activity 2	Activity 3	Activity 4	Activity 5	Activity 6	Activity 7	Activity 8
😊 Good								
😊 Very good								
😊 Excellent								



One day, our city will become a space city like this.



The spaceman shows his visitor around the space city.



After eating noodles and bread, the two friends walk around the space city.



The spaceman takes his visitor to ride on a space bus around the buildings.



The spaceman takes his visitor to the theme park. There are bumper cars, teacups, the big wheel and a very big roller coaster.



Where does the roller coaster go?
Where is the visitor?
Why does he say "Aaahh"?



Culture Tips

Interesting Jobs in China



Dear Zhou Lin,
Can you tell me about some
interesting jobs in China?

Hi, Joe!
There are many interesting jobs in China.



This is Beijing opera. There is an
opera actor and an opera actress.
They can sing and dance.



Here is a special cook. He makes
noodles by hand. He pulls the flour
dough with his hands. The dough
becomes long noodles.



This man is a scientist. In China, we
have many scientists. They do research
about space, growing crops, health and
many other subjects.

This is a stone artist. He
carves things from big rocks.
He uses his hands, a
hammer and other tools.





Are You Sleeping?

1=F $\frac{4}{4}$



1 2 3 1 | 1 2 3 1 |
Are you sleep - ing, are you sleep - ing,



3 4 5 - | 3 4 5 - |
Broth - er John, Broth - er John?



5 6 5 4 3 1 | 5 6 5 4 3 1 |
Morn-ing bells are ring - ing. Morn-ing bells are ring - ing.



1 5 1 - | 1 5 1 - ||
Ding, dong, ding. Ding, dong, ding.





This Is the Way

1=F $\frac{6}{8}$



1 1 1 1 3 | 5 3 1. |
This is the way I wash my face,



2 2 2. | 7 6 5. |
wash my face, wash my face.



1 1 1 1 3 | 5 3 1 1 |
This is the way I wash my face, so




2 2 5 6 7 | 1. 1. ||
ear - ly in the morn - ing.





🥚 Read Aesop's Fables and Act 🥚

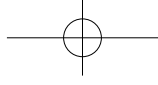
The North Wind and the Sun



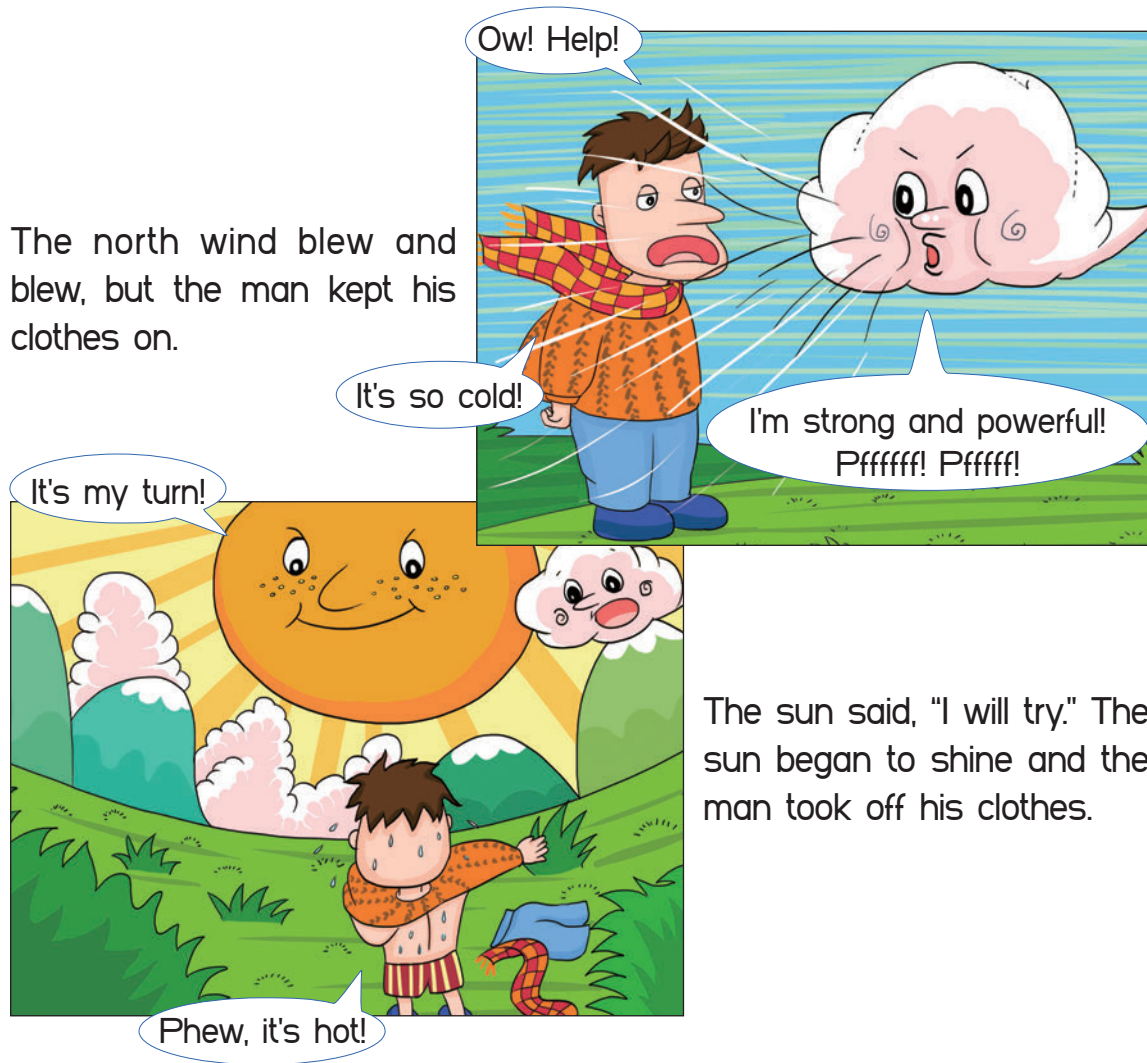
The north wind and the sun wanted to know who was stronger and more powerful.

They saw a man with a sweater and a scarf. The north wind said, "I am strong. I will blow the clothes off the man."





The north wind blew and blew, but the man kept his clothes on.



The sun said, "I will try." The sun began to shine and the man took off his clothes.




Persuasion is better than force.





Read Aesop's Fables and Act

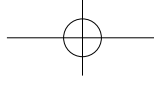
The Ant and the Dove




An ant was very thirsty and went to the river to drink some water. The ant fell in the river and was afraid for his life.

There was a dove in a tree near the river. The dove saw the ant and picked a leaf from the tree. The dove gave the leaf to the ant.





The ant climbed onto the leaf and was safe.



Ha! I will catch the bird. Ouch!



A little later, a man came and wanted to catch the dove. The ant helped his friend.

You must not catch my friend!



One good turn deserves another.

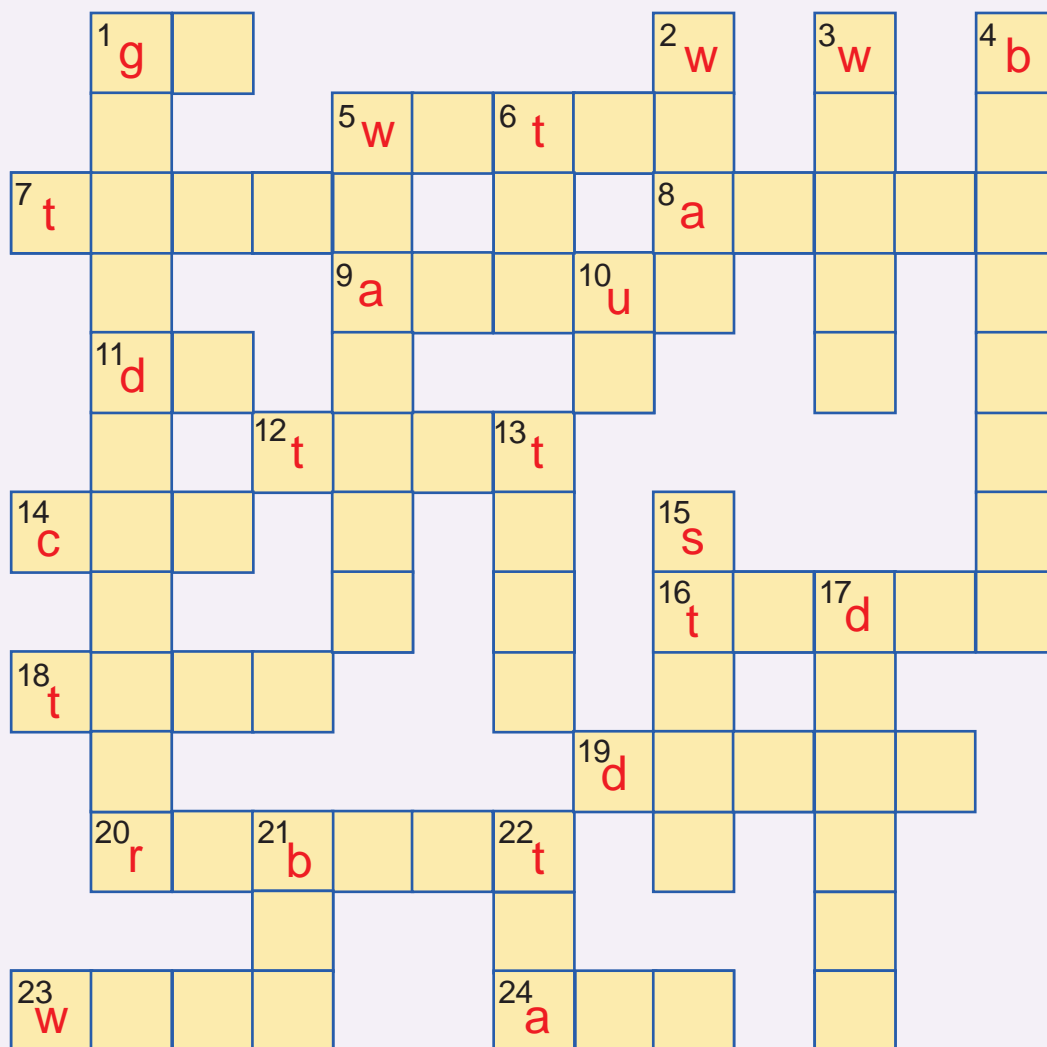


seventy-nine

79



Crossword





Across (横向)

1. Let's _____ to school together.
5. I usually _____ TV in the evening.
7. Please put the book on the _____.
8. She runs after her dog.
9. I make my bed at about 6:30 am.
11. _____ you like football?
12. Please give this to _____ boy.
14. I have a dog and a _____.
16. It's really hot today.
18. _____ is my book.
19. —Would you like some _____? —Yes, I'm thirsty.
20. A _____ has long ears.
23. Do you want to eat lunch now?
24. He has a dog, a cat _____ a rabbit.

Down (纵向)

1. My _____ is 65 years old.
2. _____ time is it now?
3. —Do you like something to drink? —Yes, water, please.
4. —When is your _____? —May 5th.
5. —What's the _____ like in Beijing? —It's rainy.
6. She has _____ aunts.
10. I get _____ at 6:20 in the morning.
13. —What does he look like? —He is _____. He is 180cm.
15. Please go to the store and buy some bread.
17. I always have dinner with my family on Christmas Eve.
21. Durian smells bad _____ tastes great!
22. Would you like a cup of _____?



Words and Expressions in Each Unit

Unit 1

American /ə'merɪkən/	美国的；美国人
subject /'sʌbdʒɪkt, -dʒe-/	科目
difficult /'dɪfɪkəlt/	困难的
science /'saɪəns/	科学
IT /'aɪ 'ti:/	信息技术课
a lot	许多的，大量的
timetable /'taɪm,teɪbl/	课程表
Computer Studies	计算机课
Social Studies	社会科学课
French /frentʃ/	法语课；法语
Home Science	家政课

Unit 2

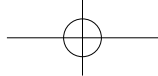
around /ə'raʊnd/	围绕，到处
lab /læb/	实验室
sports field	体育场
gym /dʒɪm/	体育馆
each /i:tʃ/	每，每个
word /wɜ:d/	词
mime /maɪm/	演哑剧
action /'ækʃən/	动作
listen /'lɪsən/	听
dance /da:ns; dæns/	跳舞

Unit 3

get a telephone call	接电话
get up	起床
really /'rɪəli, 'ri:li/	实在，很
put on	穿上，戴上
brush /brʌʃ/	刷
teeth /ti:θ/	(tooth 的复数形式) 牙齿
breakfast /'brekfəst/	早餐
half /ha:f; hæf/	半，一半
past /pɑ:st; pæst/	晚于，过
have to	必须，不得不
ride /raɪd/	骑，乘
France /fra:ns, fræns/	法国
never /'nevə(r)/	从不
on time	准时

Unit 4

come /kʌm/	来
boarding school	寄宿学校
after /'ɑ:ftə(r); 'æf-/	在……之后
free time	空闲时间
bed time	就寝时间
tired /'taɪəd/	疲倦的
all /ɔ:l/	所有的；全部的
must /mʌst/	必须
canteen /kæn'ti:n/	餐厅，食堂



over /'əʊvə(r)/ 结束
from ... to ... 从……到……
between ... and ... 在……到……之间

Unit 5

rule /ru:l/ 规则
late /leɪt/ 迟的, 晚的
before /bɪ'fɔ:(r)/ 在……之前
yesterday /'jestədi, -deɪ/ 昨天
early /'ɜ:lɪ/ 早的
cellphone /'selfəʊn/ 手机
traffic /'træfɪk/ 交通
right /raɪt/ 右侧的; 正确的
side /saɪd/ 侧, 边
wait in line 排队等候
shout /ʃaʊt/ 喊叫
push /pʊʃ/ 推, 挤
anyone /'eniwʌn/ 任何人
clear /kliə(r)/ 清除, 变干净
throw /θrəʊ/ 投, 掷, 丢
rubbish /'rʌbɪʃ/ 垃圾
bin /bɪn/ 垃圾箱
wall /wɔ:l/ 墙
someone /'sʌmwʌn, -wən/ 某人

Unit 6

people /'pi:pl/ 人, 人们
tower /'taʊə(r)/ 塔
cinema /'sɪnəmə/ 电影院
go past 经过
over there 那里
earthquake /'ɜ:θkweɪk/ 地震

street /stri:t/ 街道
terrible /'terəbl/ 可怕的, 极坏的
place /pleɪs/ 地方

Unit 7

weekend /,wi:k'end, 'wi:kend/ 周末
cook /kʊk/ 厨师; 烹饪
cleaner /'kli:nə(r)/ 清洁工人
bus stop 公共汽车站
police station 派出所, 警察局
sell /sel/ 卖
friendly /'frendli/ 友好的, 亲切的
be good at 擅长于
careful /'keəfʊl/ 小心的, 谨慎的
feed /fi:d/ 喂养; 饲养
send /send/ 送; 寄
Mrs /'mɪsɪz/ 夫人, 太太

Unit 8

space /speɪs/ 宇宙, 太空
astronaut /'æstrənɔ:t/ 宇航员
spaceman /'speɪsmæn/ 宇航员
fly /flaɪ/ 飞, 飞行
rocket /'rɒkɪt/ 火箭
outer space 外太空
moon /mu:n/ 月亮, 月球
star /stɑ:(r)/ 星
one day 某一天; 有一天
Mars /mɑ:z/ 火星
dark /dɑ:k/ 黑暗的
other /'ʌðə(r)/ 其他的



bright /braɪt/	明亮的
scientist /ˈsaɪəntɪst/	科学家
space station	太空站
build /bɪld/	建立，建造
only /ˈəʊnli/	仅仅，只有
a few	一些
clever /ˈklevə(r)/	聪明的

special /ˈspeʃəl/	特别的
cartoon /kɑːtuːn/	动画，漫画
for example	例如
country /ˈkʌntri/	国家
culture /ˈkʌltʃə(r)/	文化
group /ɡruːp/	组，团体
part /pɑːt/	部分，局部

Unit 9

Children's Day	儿童节
theme park	主题公园
a kind of	一种
roller coaster	过山车
big wheel	大转轮
afraid /əˈfreɪd/	害怕的
merry-go-round	旋转木马
slow /sləʊ/	慢的
bumper car	碰碰车
teacup /ˈtiːkʌp/	旋转茶杯
history /ˈhɪstəri/	历史

Unit 10

famous /ˈfeɪməs/	著名的，有名的
mountain /ˈmaʊntɪn/	山，山脉
temple /ˈtempl/	寺庙
travel /ˈtrævəl/	旅行
City Square	城市广场
try /traɪ/	尝试
fried /fraɪd/	油炸的
dish /dɪʃ/	菜肴
the Great Wall	长城
delicious /dɪˈlɪʃəs/	美味的



Vocabulary

A

a few 一些	U-8
a kind of 一种	U-9
a lot 许多的, 大量的	U-1
action 动作	U-2
afraid 害怕的	U-9
after 在……之后	U-4
all 所有的; 全部的	U-4
American 美国的; 美国人	U-1
anyone 任何人	U-5
around 围绕, 到处	U-2
astronaut 宇航员	U-8

B

be good at 擅长于	U-7
bed time 就寝时间	U-4
before 在……之前	U-5
between ... and ... 在……到……之间	U-4
big wheel 大转轮	U-9
bin 垃圾箱	U-5
boarding school 寄宿学校	U-4
breakfast 早餐	U-3
bright 明亮的	U-8
brush 刷	U-3
build 建立, 建造	U-8
bumper car 碰碰车	U-9
bus stop 公共汽车站	U-7

C

canteen 餐厅, 食堂	U-4
careful 小心的, 谨慎的	U-7
cartoon 动画, 漫画	U-9
cellphone 手机	U-5
Children's Day 儿童节	U-9
cinema 电影院	U-6
City Square 城市广场	U-10
cleaner 清洁工人	U-7
clear 清除, 变干净	U-5
clever 聪明的	U-8
come 来	U-4
Computer Studies 计算机课	U-1
cook 厨师	U-7
country 国家	U-9
culture 文化	U-9

D

dance 跳舞	U-2
dark 黑暗的	U-8
delicious 美味的	U-10
difficult 困难的	U-1
dish 菜肴	U-10

E

each 每, 每个	U-2
early 早的	U-5
earthquake 地震	U-6



F

famous	著名的, 有名的	U-10
feed	喂养; 饲养	U-7
fly	飞, 飞行	U-8
for example	例如	U-9
France	法国	U-3
Friendly	友好的, 亲切的	U-7
free time	空闲时间	U-4
French	法语课; 法语	U-1
fried	油炸的	U-10
from ... to ...	从……到……	U-4

G

get a telephone call		
接电话		U-3
get up	起床	U-3
go past	经过	U-6
group	组, 团体	U-9
gym	体育馆	U-2

H

half	半, 一半	U-3
have to	必须, 不得不	U-3
history	历史	U-9
Home Science	家政课	U-1

I

IT	信息技术课	U-1
----	-------	-----

L

lab	实验室	U-2
late	迟的, 晚的	U-5
listen	听	U-2

M

Mars	火星	U-8
merry-go-round	旋转木马	U-9
mime	演哑剧	U-2
moon	月亮, 月球	U-8
mountain	山, 山脉	U-10
Mrs	夫人, 太太	U-7
must	必须	U-4

N

never	从不	U-3
-------	----	-----

O

on time	准时	U-3
one day	某一天; 有一天	U-8
only	仅仅, 只有	U-8
other	其他的	U-8
outer space	外太空	U-8
over	结束	U-4
over there	那里	U-6

P

part	部分, 局部	U-9
past	晚于, 过	U-3
people	人, 人们	U-6



place 地方 U-6
police station 派出所, 警察局 U-7
push 推, 挤 U-5
put on 穿上, 戴上 U-3

R

really 实在, 很 U-3
ride 骑, 乘 U-3
right 右侧的; 正确的 U-5
rocket 火箭 U-8
roller coaster 过山车 U-9
rubbish 垃圾 U-5
rule 规则 U-5

S

science 科学 U-1
scientist 科学家 U-8
sell 卖 U-7
send 送; 寄 U-7
shout 喊叫 U-5
side 侧, 边 U-5
slow 慢的 U-9
Social Studies 社会科学课 U-1
someone 某人 U-5
space 宇宙, 太空 U-8
space station 太空站 U-8
spaceman 宇航员 U-8
special 特别的 U-9
sports field 体育场 U-2
star 星 U-8
street 街道 U-6
subject 科目 U-1

T

teacup 旋转茶杯 U-9
teeth (tooth 的复数形式) 牙齿 U-3
temple 寺庙 U-10
terrible 可怕的, 坏极的 U-6
the Great Wall 长城 U-10
theme park 主题公园 U-9
throw 投, 掷, 丢 U-5
timetable 课程表 U-1
tired 疲倦的 U-4
tower 塔 U-6
traffic 交通 U-5
travel 旅行 U-10
try 尝试 U-10

W

wait in line 排队等候 U-5
wall 墙 U-5
weekend 周末 U-7
word 词 U-2

Y

yesterday 昨天 U-5

Appendices

Phonics

a

ai wait rain
al call small

ar arm car
ay day way

aw draw saw
au August autumn

e

ea head bread
eat tea
ee see tree
er ruler father

ey monkey donkey
ew new few

u

ur nurse turtle
ue blue glue
ui juice fruit

i

ir bird girl
ie tie pie
igh high right
ing sing morning

o

oa coat boat
oi oil point
oo zoo cool
or for short
ou house mouth
oy boy toy

ow cow flower
slow snow

a_e

name lake
game take

e_e

these
Chinese

i_e

like bike
give live

o_e

rose nose
come some

u_e

cute excuse
June rule



夏季奥运会项目(部分)

Badminton 羽毛球		Handball 手球		Basketball 篮球	
Football 足球		Table tennis 乒乓球		Hockey 曲棍球	
Tennis 网球		Volleyball 排球			
Archery 射箭		Boxing 拳击		Fencing 击剑	
Judo 柔道		Modern Pentathlon 现代五项		Rowing 赛艇	
Sailing 帆船		Shooting 射击		Tae kwon do 跆拳道	
Triathlon 铁人三项		Weightlifting 举重		Wrestling 摔跤	

eighty-nine

89



中国美食面面观

传统节日与美食



Spring Festival—*Jiaozi, Niangao*



Lantern Festival—*Yuanxiao, Tangyuan*



Dragon Boat Festival—*Zongzi*



Mid-autumn Festival—*Moon cake*



Laba Festival—*Laba porridge*

纵横南北的传统美食



Jiaozi



Baozi



Noodles



Tofu

中国主要菜系



Guangdong Cuisine
粤菜



Jiangsu Cuisine
苏菜



Shandong Cuisine
鲁菜



Sichuan Cuisine
川菜



Anhui Cuisine
徽菜



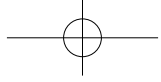
Fujian Cuisine
闽菜



Hunan Cuisine
湘菜



Zhejiang Cuisine
浙菜




中国的五大名山



Mount Tai
泰山



Mount Song
嵩山



Mount Heng
恒山



Mount Hua
华山



Mount Heng
衡山



现在进行时

基本概念

现在进行时主要表示正在进行或发生的动作。
谓语动词形式由助动词 **be (am/is/are)** 加动词的现在分词形式构成。



基本形式

★主语 + **be (am/is/are)** + 动词的现在分词形式 + 其他, 如:

I **am watching** TV. Ted **is sleeping**.
They **are playing**.

★表示现阶段正在进行的动作, 常与 **this week, this month, these days** 等连用, 如:

I **am preparing** for the exam **this week**. 这周我正在准备考试。

They **are learning** to swim **these days**. 他们这些天正在学游泳。

基本用法

★表示说话时正在发生或进行的动作, 常与 **now, at the moment** 等连用, 如:

I **am doing** my homework **at the moment**. 我此刻正在写家庭作业。

It **is snowing** **now**. 现在正在下雪。

Look! They **are flying** kites.

看! 他们正在放风筝。

★表示按计划或安排将要进行的动作, 常用动词有 **come, go, leave, start** 等, 常与表示将来的时间连用, 如:

He **is coming** to China **next week**. 他下周要来中国。

I **am leaving** by train **this evening**. 今天晚上我坐火车走。

后 记

随着课程改革的进行，中小学教材呈现多样化，教材的功能定位也逐渐由规范教学转向服务教学。小学英语教材则注重设计与编排的丰富性和本土化，着重提高实际运用语言的能力，并有意为师生发展提供自主和创造的空间。

我们根据教育部义务教育课程改革的指导思想，在全面总结教科书使用情况的基础上，立足国内小学英语教学一线的实际需求，以教育部 2011 年制定的《义务教育英语课程标准》为依据，遵循英语教学和儿童身心发展的双重规律，吸收课程改革及英语教育研究的最新成果，由中国专家主持，中外专家共同参与，修订了这套以三年级为起点的英语教科书，力求符合四个基本要求：第一，符合国家政策法规；第二，符合国家课程标准；第三，符合学生的发展需求；第四，符合各地的教改实际。

本套教科书旨在激发学生学习英语的兴趣，培养学习英语的积极态度，使他们初步建立学习英语的自信心；培养自主学习能力和合作精神，使他们形成一定的语感和良好的语音、语调、书写基础及良好的学习习惯，初步形成用英语交流的能力；同时，注重培养观察、记忆、思维、想象和创造能力，通过中西方文化比较，培养爱国主义精神，增强全球化意识，拓展国际视野，为他们终身学习和发展奠定良好的基础。

本套教科书由秦秀白教授担任主编，组成了有外籍英语教科书编写专家 Nils Olov Fors 参加的教科书编委会，聘请了英语教育领域的资深专家担任编写顾问和审稿统筹；王丹、王佳、王伟静、王金洲、王振华、任晓庆、师学辉、张瑜、张艺琼、张淑平、荣光、贺智敏、徐沛、钱锋、黄永华、董奎兴和穆海迪等，在本套教科书的内容呈现、版式设计、插图绘制、排版制作和编辑加工、结构优化过程中，积极努力，精益求精，付出了极大心智；此外，来自湖南、河南和山东教学一线的陈晓华、吴盛梅、李欢等老师，对教科书内容的适应性提出了宝贵建议。在此一并鸣谢！

由于时间仓促、编者和编辑的水平有限，教科书难免有不足之处，如果您有什么建议和想法，请通过版权页上的联系方式及时与我们取得联系，我们一定博采众长、尽力完善教科书，并努力做好教科书后续服务工作。

小学英语教科书编委会