



义务教育教科书

英语

ENGLISH

(三年级起点)

三年级 下册



教育科学出版社

义务教育教科书

英语

ENGLISH

(三年级起点)

三年级 下册



教育科学出版社

· 北 京 ·



写给同学们的话

亲爱的同学们，大家和兔兔、杰克他们认识了这么久，你们是不是越来越喜欢和他们一起做游戏、一起学习英语了？通过上一学期的学习，你们对英语有了更多的了解，也更愿意用英语表达自己的想法了。你们可以和爸爸妈妈一起分享学习到的知识，教爸爸妈妈学说英语，甚至可以邀请爸爸妈妈一起来做英语游戏和表演英语短剧呢！

这学期，我们为大家准备了更加丰富多彩的活动，请同学们跟随兔兔和他的小伙伴们一起经历更多有趣的事情吧！那咱们现在就赶紧和兔兔他们一起说英语、一起活动、一起成长吧！





Contents

Unit 1	I'm Hungry	4
Unit 2	How Old Are You?	12
Unit 3	How Much Is It?	20
Unit 4	It's Red	28
Unit 5	You Look Great!	36
Unit 6	What Time Is It?	44
Unit 7	Where's Wangwang?	52
Unit 8	It's Hot	60
Unit 9	What Day Is It?	68
学习要点		76
各单元单词和习惯用语		77
词 汇 表		80



课文里的人物




Xiaolan
小兰

Mike
迈克



Jack
杰克

Tutu
兔兔



Ann
艾恩

Lisa
莉莎

Pangpang
胖胖

Miss Wang
王老师

1 I'm Hungry



Listen and Speak



Jack : **Hi, Mom. I'm home.**

Mom : **Hi, Jack. Are you sick?**

Jack : **No, I'm not. I'm hungry.**

Mom : **Have some sandwiches
and hot dogs.**

Jack : **That's great!
I like sandwiches.**

Tutu : **Me, too.**





Jack : I'm thirsty.

Mom : Have some milk.

Jack : Thank you, Mom.

Lisa : I'm thirsty, too.
I want some water.



Mom : Have some more.

Tutu : No, thanks. I'm full.

Jack : Me, too.


Now, let's clean up.

Tutu : All right, Jack.





Word Fun



Talk Together

1



A: Are you hungry?

B: Yes, I am. / No, I'm not.

2



A: Have some sandwiches.

B: Thank you. / No, thanks.



Check Up

A. Listen and draw
















like


or



don't like

B. Listen and do the maze.



C. Listen and number the pictures.



D. Read and write the correct word.

thirsty hungry full sick

1



A : Are you _____?

B : Yes, I am.

2



A : Have some more.

B : No, thanks. I'm _____.



Follow Me

Clean your room.



Clean the table.



Join the Beat

Hi, Mom.

I'm hungry. I'm hungry.

Have some sandwiches.

That's great!

I like sandwiches.

Hi, Mom.

I'm thirsty. I'm thirsty.

Have some milk.

That's great!

I like milk.

Have some more.

No, thanks! No, thanks!





Sounds and Letters

A. Listen to each word.



mom



dog



box

B. Listen and write the missing letter.

1



f _ _ x

2



h _ _ t

3



t _ _ p

C. Chant together.

Listen to the sound! O, o, o, o, o, o!

Let's make the sound! O, o, o, o, o, o!

O, o, o, in mom! O, o, o, in dog!

O, o, o, in box! O, o, o, in fox!

O, o, o, in hot! O, o, o, in top!



Have Fun

Look, think, and role-play.

1




2



3



4



5



6



我的活动表现



2 How Old Are You?



Listen and Speak



Jack : **Today is my birthday.**

Xiaolan : **Oh, happy birthday!**

Jack : **Thank you.**

Mike : **How old are you?**

Jack : **I'm ten.**

Mike : **I'm ten, too.**

Tutu : **How old are you?**

Peter : **I'm sixteen. And how old are you?**

Tutu : **Umm... 1, 2, 3, ... 11, 12, 13, 14, 15.**

I'm fifteen.

How old is your sister?

Peter : **She's six.**





Tutu : **This is for you, Jack.**

Jack : **Wow! A car! I like it.**

Tutu : **Good! Happy birthday!**

Jack : **Thanks, Tutu.**

Tutu : **You're welcome.**



Pangpang : **Look at the cake!**
How many candles?

Xiaolan : **Count them.**

Pangpang : **OK. 1, 2, 3, ... 10.**
You're ten.

Jack : **Yes, I'm ten.**





Word Fun



eleven



twelve



thirteen



fourteen



fifteen



sixteen



seventeen



eighteen



nineteen



twenty



Talk Together

1



A: How old are you?

B: I'm sixteen.

2



A: How many candles?

B: Fifteen.



Check Up

A. Listen and write the correct letter.

a



b



c



d



1



2



B. Listen and check T (True) or F (False).



T ☐

F ☐



T ☐

F ☐



T ☐

F ☐



T ☐

F ☐

C. Listen and write the correct numbers.



			
1 			
2 			
3 			

D. Find the picture and match it.



Tutu
candle
cake
monkey
thirteen



Follow Me

Count the candles.



Blow out the candles.



Join the Beat

Today's my birthday.

Oh, happy birthday!

Thank you. Thank you.

How old are you?

Fifteen. I'm fifteen.

I'm fifteen, too.

Look at the cake!

How many candles?

... eleven, twelve, thirteen,
fourteen, fifteen.

You're fifteen.

Yes, I'm fifteen.



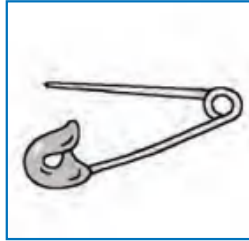


Sounds and Letters


A. Listen to each word.



six




pin




pig


B. Listen and write the missing letter.



b _ _ g



k _ _ d



m _ _ x

C. Chant together.

Listen to the sound! I, i, i, i, i, i!

Let's make the sound! I, i, i, i, i, i!

I, i, i, in six! I, i, i, in pin!

I, i, i, in pig! I, i, i, in big!

I, i, i, in kid! I, i, i, in mix!



Have Fun

Roll the dice.



我的活动表现

★ ★ ★	★ ★	★

3 How Much Is It?



Listen and Speak

Salesperson : **Can I help you?**

Jack : **Twelve apples, please.
How much are they?**

Salesperson : **Three dollars.**



Lisa : **Wow! Nice pears!**


Tutu : **How much is it?**

Salesperson : **One dollar.**

Tutu : **Twenty, please.**

Lisa : **Oh, Tutu!**





Tutu : **What are these?**

Salesperson : **They're pineapples.
How many do you want?**

Tutu : **Seven, please.
How much are they?**

Salesperson : **Fourteen dollars.**




Tutu : **What are these?**

Jack : **They're watermelons.**

Tutu : **Wow! Nice watermelons!**

Jack : **Don't do that! Oh, no!**





Word Fun

watermelon



pineapple



banana



orange




pear



Talk Together

1



A: Can I help you?

B: Four apples, please.

How much are they?

A: One dollar.

2










A: What are these?

B: They're pears.







Check Up

A. Listen and write the correct numbers.

					
1		<input type="text"/>	<input type="text"/>	<input type="text"/>	<input type="text"/>
2		<input type="text"/>	<input type="text"/>	<input type="text"/>	<input type="text"/>

B. Listen and write the price.

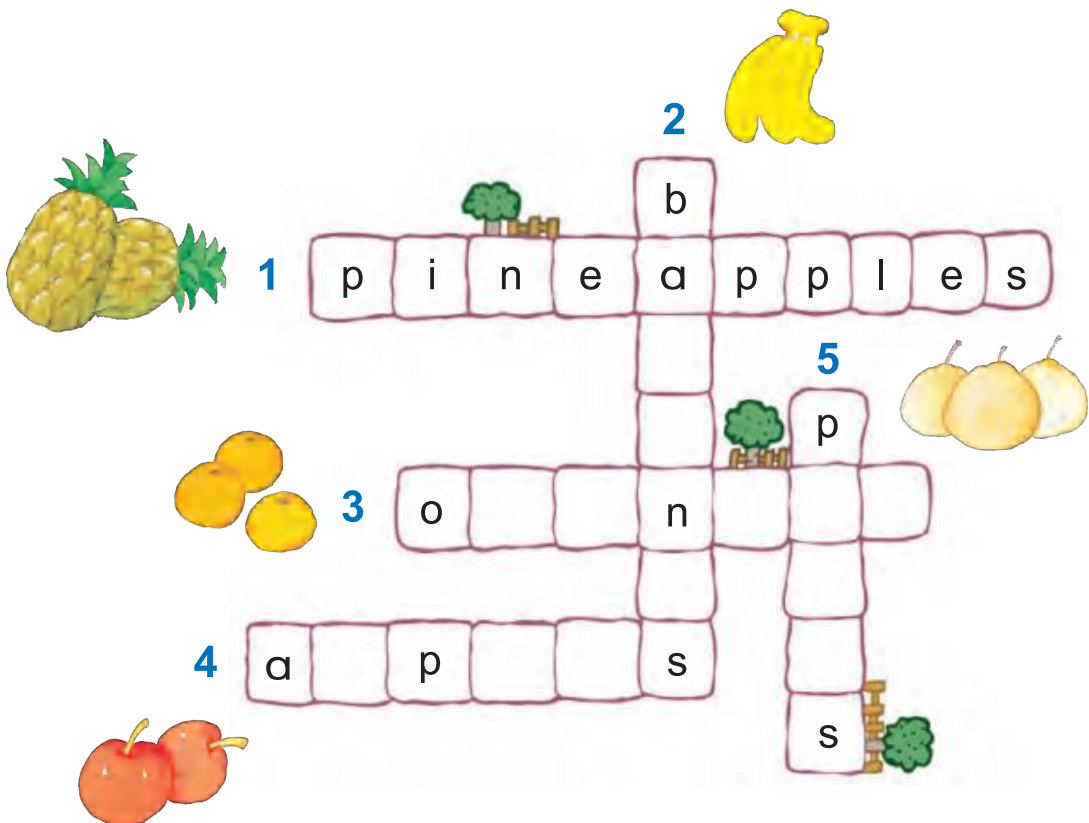


C. Listen and number the pictures.



D. Do the crossword.

I like _____.





Follow Me

Don't sit down.



Touch the chair.



Join the Beat

Can I help you?

One watermelon, please.

How much is it?

Four dollars.

What are these?

They're apples.

How many do you want?

Ten, please.

Wow! Nice apples!

Don't do that! Oh, no!





Sounds and Letters

A. Listen to each word.



cap

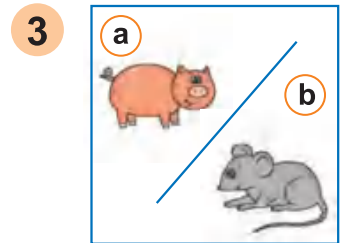
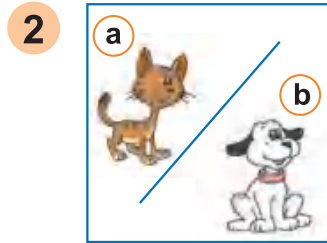
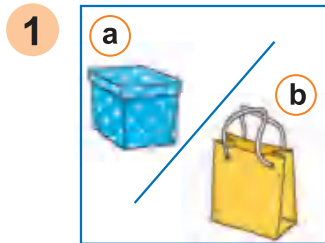


pants



dad

B. Listen and check the correct picture that has the **a** sound.



C. Chant together.

Listen to the sound! A, a, a, a, a, a!

Let's make the sound! A, a, a, a, a, a!

A, a, a, in cap! A, a, a, in pants!

A, a, a, in dad! A, a, a, in bag!

A, a, a, in cat! A, a, a, in rat!



Have Fun

My shopping list.



我的活动表现



Sing Along

Little Tutu Rabbit





Listen and Speak

Xiaolan : **Look in this box, Jack.**

Jack : **What's in it?**

Xiaolan : **A hat and ...**

Jack : **A hat? What color is it?**

Xiaolan : **It's yellow. It's a yellow hat.**

Xiaolan : **Oh, it's a red nose.**

Jack : **Here are blue eyes.
Put them on, Xiaolan.**

Xiaolan : **OK. Look at me, Jack.**

Jack : **Haha.**



Tutu : **Can you draw a tiger?**

Xiaolan : **Yes, I can.**

Tutu : **Oh, good!**

Color it yellow and black.

Xiaolan : **OK, Tutu.**



Xiaolan : **Oh, a green moon!**
Oh, an orange sun!


Jack : **Now, you can see many stars.**

Students : **Wow, that's great!**





Word Fun



Talk Together

1



A: What color is it?

B: It's blue.

2



A: Can you draw a monster?

B: Yes, I can.



Check Up

A. Listen and match.



B. Listen and color.



C. Listen and number the pictures.



D. Read and check the correct word.

The moon is (brown / yellow).

The cat is (orange / black).

The star is (white / blue).

The sun is (yellow / red).


The monster is (green / red).





Follow Me

Color the eyes.



Cut them out.



Put them on.



Join the Beat

I have a hat.

A hat? What color is it?

It's yellow.

It's a yellow hat.

I have a nose.

A nose? What color is it?

It's red.


It's a red nose.

Can you draw a tiger?

Yes, I can.

Color it yellow and black.


Color it yellow and black.





Sounds and Letters

A. Listen to each word.



sun



bus



cup

B. Listen and check the correct word.

1



bug big

2



cat cut

3



run rat

C. Chant together.

Listen to the sound! U, u, u, u, u, u!

Let's make the sound! U, u, u, u, u, u!

U, u, u, in sun! U, u, u, in bus!

U, u, u, in cup! U, u, u, in bug!


U, u, u, in cut! U, u, u, in run!



Have Fun

Play the board game.

It's a yellow hat.



我的活动表现

★ ★ ★	★ ★	★



Listen and Speak

Salesperson : **Good afternoon.**
Can I help you?

Lisa : **Yes, please.**
I want that skirt.
The green one.

Salesperson : **OK. Here you are.**

Lisa : **Thank you.**

Mom : **You look great!**

Lisa : **Thank you, Mom.**

Mom : **How about this shirt?**

Lisa : **Oh, it's pretty. I like it.**

Mom : **Put it on.**





Salesperson : **Can I help you?**

Tutu : **I want a cap.**

Salesperson : **How about this one?**

Tutu : **I don't like red.
Show me that blue cap, please.**



Jack : **Do you like it?**

Tutu : **Yes, but it's big.**

Jack : **Put on this cap.**

Tutu : **Oh, it's nice.**

Lisa : **You look good, Tutu.**





Word Fun



Talk Together

1



A: Can I help you?

B: I want a cap.

A: How about this one?

B: Oh, it's nice.

2



A: You look great.

B: Thanks.



Check Up

A. Listen and number the pictures.



B. Listen and write the correct letters.



C. Find and write the words.

cap coat pants shirt shoes skirt socks





Follow Me

Put on your coat.



Take off your coat.



Join the Beat

Can I help you?

Yes, please. I want that skirt.

OK. Here you are.

Thanks.

You look great!

Thanks.

Can I help you?


Yes, please. I want a cap.

How about this one?

Wow, it's nice.

You look great!

Thanks.





Sounds and Letters

A. Listen to each word.



red

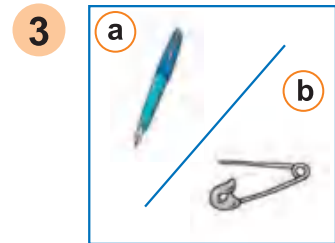

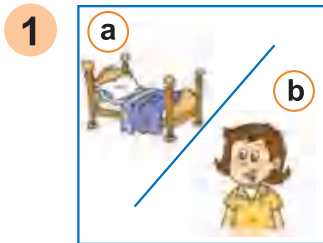


help



ten

B. Listen and check the correct picture that has the e sound.



C. Chant together.

Listen to the sound! E, e, e, e, e, e!

Let's make the sound! E, e, e, e, e, e!

E, e, e, in red! E, e, e, in help!

E, e, e, in ten! E, e, e, in bed!

E, e, e, in hen! E, e, e, in pen!



Have Fun

How about this one?



我的活动表现

★ ★ ★	★ ★	★

6 What Time Is It?



Listen and Speak

Tutu : What time is it?

Jack : It's ten thirty.

Tutu : It's late. It's time to sleep.

Jack : All right.

Lisa : **Hey, Tutu.**

Tutu : **Yes?**

Lisa : **Please turn off the light.**

Tutu : **OK. Good night.**

Lisa : **Good night.**





Jack : **Can I have the soap?**

Tutu : **Sure. Here you are.**

Jack : **Turn on the water.**

Tutu : **All right.**




Tutu : **Jack, what time do you get up?**

Jack : **I get up at seven.**

Tutu : **Oh, I get up at six.
Well, good night.**

Jack : **See you in the morning.**





Word Fun



thirty



thirty-one



thirty-two



forty



fifty



Talk Together

1



A: What time is it?

B: It's three thirty.

2



A: What time do you get up?

B: I get up at seven.

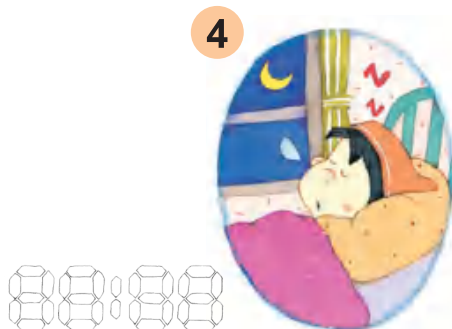


Check Up


A. Listen and draw the correct time.



B. Listen and color the correct time.



C. Listen and check the correct picture.



D. What time is it? Look and write.

twelve

six thirty

three

nine forty

1



It's _____ o'clock.

2



It's _____.

3



It's _____.

4



It's _____ o'clock.



Follow Me

Turn on the light.



Turn off the light.



Join the Beat

What time is it?
It's ten thirty.
It's time to sleep.
All right.

What time do you get up?
I get up at seven.
I get up at six.

Good night.
See you in the morning.
Good night.
See you in the morning.






Sounds and Letters

A. Listen to each word.



sleep




three



jeans

B. Listen, check, and complete the word.

1




ee

e

b ____

2

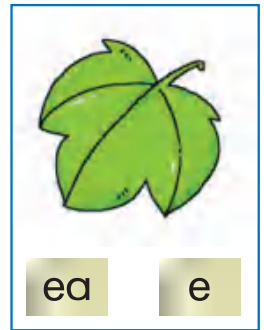


i

ee

j ____ p

3



ea

e

l ____ f

C. Chant together.

Listen to the sound! Ee, ea, ee, ea!

Let's make the sound! Ee, ea, ee, ea!

Ee, ee, in sleep! Ee, ee, in three!


Ee, ee, in bee! Ee, ee, in jeep!

Ea, ea, in jeans! Ea, ea, in leaf!



Have Fun

Play body clocks.



我的活动表现

★ ★ ★	★ ★	★



Sing Along

The Time Song



7 Where's Wangwang?



Listen and Speak

Pangpang : Let's play "Hide-and-Seek."

Children : OK!

Pangpang : You count, Tutu.

Tutu : OK. 1, 2, 3, ... 10.
Ready?

Tutu : Where are you?
Oh, Pangpang is under the bed.
Where is Mike?
Oh, it's you.
Mike is behind the door.





Mike : **Where's Jack?**
Oh, there he is!
Jack is behind the chair.



Jack : **Xiaolan is under the table.**
Where's Wangwang?
Oh, he's in the hat.





Word Fun



on



in



behind



next to



under



Talk Together

1



A: Let's play "Hide-and-Seek."

B: OK!

2



A: Where's Wangwang?

B: He's under the chair.



Check Up

A. Listen and write the correct number.



B. Where's Wangwang? Let's find him.





C. Look and write.

in next to behind under ✓



The  is under the  .

The  is _____ the  .

 is _____ the  .

 is _____ the  .



Follow Me

Put the ball
under the table.



Put the ball
on the table.



Join the Beat

Let's play "Hide-and-Seek."

Let's play "Hide-and-Seek."

OK!

Where's Xiaolan?

Oh, there she is.

She's under the table.

Where's Wangwang?

Oh, there he is.

He's in the hat.





Sounds and Letters

A. Listen to each word.



time




hide



five

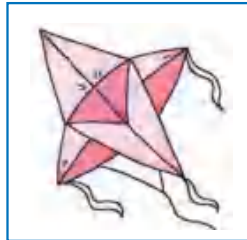
B. Listen and write the missing letters.

1



I _ k _

2



k _ t _

3



b _ k _

C. Chant together.

Listen to the sound! I_e, i_e, i_e, i_e!

Let's make the sound! I_e, i_e, i_e, i_e!

I_e, i_e, in time! I_e, i_e, in hide!

I_e, i_e, in five! I_e, i_e, in like!

I_e, i_e, in kite! I_e, i_e, in bike!



Have Fun

Where is it?



我的活动表现

★ ★ ★	★ ★	★



Listen and Speak

Jack : **Hi, Xiaolan.**

Xiaolan : **Come on in. Is it hot?**

Jack : **Yes, it's very hot.**



Mom : **Have some ice cream, Jack.**

Jack : **Thank you.**

Mom : **This is for you, Tutu.**

Tutu : **Wow, it's very cold.**





Xiaolan : **Look! It's rainy.**

Jack : **Do you like rain, Tutu?**

Tutu : **Yes, I do.**

Jack : **Me, too. Let's go out.**

Xiaolan : **OK. Take your umbrella, Tutu.**



Xiaolan : **Oh, it's sunny now.**

Jack : **Look!**

There is a rainbow in the sky.

Tutu : **Wow! It's a big rainbow.**




Word Fun



hot



cold



sunny




rainy



Talk Together

1



A: Is it hot?

B: Yes, it's very hot.

2



A: It's rainy. I like it.

B: Me, too.



Check Up

A. Listen and number the pictures.



B. Listen and check the correct answer.

1

☐

Yes, it is.

☐

No, it isn't.

2

☐

Yes, it is.

☐

No, it isn't.


C. Listen and write the correct letter.



1



2



3



4



D. Write and match.

sunny cold rainy hot

1




2



3



4



It's r _ _ _ y.

It's s _ _ _ y.

It's h _ t.

It's c _ _ _ d.



Follow Me

Take out the umbrella.



Put away the umbrella.



Join the Beat

Is it hot?

Yes, it's very hot.

Is it cold?

Yes, it's very cold.

Look! It's rainy.

Take your umbrella.

Look! It's sunny.

There is a rainbow in the sky.





Sounds and Letters

A. Listen to each word.



nose




rainbow



coat

B. Listen, check, and complete the word.


1



o_e i_e

r _ _ s _ _

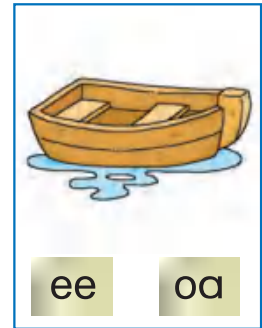
2



ow ea

sl _ _ _

3



ee oa

b _ _ _ t

C. Chant together.

Listen to the sound! O_e, ow, oa, o_e, ow!

Let's make the sound! O_e, ow, oa, o_e, ow, oa!

O_e, o_e, in nose! O_e, o_e, in rose!

Ow, ow, in rainbow! Ow, ow, in slow!

Oa, oa, in coat! Oa, oa, in boat!



Have Fun

Pass and speak.



我的活动表现



9 What Day Is it?



Listen and Speak



Tutu : **Good morning.**
What day is it today?

Jack : **It's Sunday.**

Mike : **We swim on Sundays.**

Jack : **Can you swim?**

Tutu : **Sure! I can swim.**

Mike : **Oh, Tutu!**
Are you okay?





Tutu : **What day is it today?**

Jack : **It's Wednesday.**

Let's play computer games.

I play computer games on Wednesdays.

Xiaolan : **Can you play computer games, Tutu?**

Tutu : **No, I can't.**



Tutu : **Oh, it's Saturday.**
It's time to say good-bye.

Jack : **Oh, no.**

Tutu : **I love you, my friends.**


Children : **We love you, too.**
Good-bye, Tutu.

Tutu : **See you soon.**





Word Fun



Talk Together



A: What day is it today?

B: It's Sunday.



A: It's Saturday.

B: I swim on Saturdays.



Check Up

A. Listen and write the correct letter.

Xiaolan's Schedule

Sunday	Monday	Tuesday	Wednesday	Thursday	Friday	Saturday
a						

a. 

b. 

c. 

d. 

e. 

f. 

g. 

B. Listen and do the maze.




C. Read, match, and write.

Sunday _____ _____	星期日 星期一 星期二 星期三 星期四 星期五 星期六	Tuesday _____ _____
Monday _____ _____		Saturday _____ _____
Wednesday _____ _____		Friday _____ _____
		Thursday _____ _____



Follow Me



Join the Beat

What day is it today?
Sunday. It's Sunday.
We swim on Sundays.

What day is it today?
Wednesday. It's Wednesday.
We play on Wednesdays.

What day is it today?
Saturday. It's Saturday.
It's time to say good-bye.





Sounds and Letters

A. Listen to each word.



game



play



say

B. Listen and check the correct word.

1



cap

cake


2



tape

tap

3



grow

gray

C. Chant together.

Listen to the sound! A_e, ay, a_e, ay!

Let's make the sound! A_e, ay, a_e, ay!

A_e, a_e, in game! Ay, ay, in play!


A_e, a_e, in cake! Ay, ay, in say!

A_e, a_e, in tape! Ay, ay, in gray!



Have Fun

Tell your schedule.



○	Sun.	swim
○	Mon.	meet my friend
○	Tue.	play computer games
○	Wed.	watch TV
○	Thu.	clean my room
○	Fri.	help my mom
○	Sat.	draw



我的活动表现

★ ★ ★	★ ★	★



Sing Along

What Day Is It?

It's Sun - day. It's Mon - day.

 Tues - day, Wednes - day, Thurs - day, Fri - day.

 Oh, it's Sat - ur - day. Time to say good-bye.

 I love you and you love me.

学习要点

单元	题目	话题	功能	语言表达
1	I'm Hungry	饮食	<ul style="list-style-type: none"> 表达身体状态 劝说他人吃东西 	<ul style="list-style-type: none"> - Are you sick? - No, I'm not. I'm hungry. - Have some sandwiches. - Thank you. / No, thanks.
2	How Old Are You?	个人信息	<ul style="list-style-type: none"> 祝贺生日 问答年龄 问答数量（11-20） 	<ul style="list-style-type: none"> • Happy birthday! • - How old are you? - I'm sixteen. • - How many candles? - Fifteen.
3	How Much Is It?	购买水果	<ul style="list-style-type: none"> 购物用语 问答价格 问答复数物品 	<ul style="list-style-type: none"> • - Can I help you? - Twelve apples, please. • - How much are they? - Three dollars. • - What are these? - They're watermelons.
4	It's Red	颜色	<ul style="list-style-type: none"> 问答颜色 问答别人能画的事物 	<ul style="list-style-type: none"> • - What color is it? - It's yellow. • - Can you draw a tiger? - Yes, I can.
5	You Look Great!	服装	<ul style="list-style-type: none"> 表达意愿 征求他人的意见及应答 赞美他人的穿着 	<ul style="list-style-type: none"> • I want that skirt. The green one. • - How about this shirt? - Oh, it's pretty. I like it. • You look great!
6	What Time Is It?	日常生活	<ul style="list-style-type: none"> 表达时间 问答作息时间 	<ul style="list-style-type: none"> • - What time is it? - It's ten thirty. • - What time do you get up? - I get up at six.
7	Where's Wangwang?	娱乐活动	<ul style="list-style-type: none"> 提议及应答 问答位置 	<ul style="list-style-type: none"> • - Let's play "Hide-and-Seek." - OK. • - Where is Mike? - Mike is behind the door.
8	It's Hot	天气	<ul style="list-style-type: none"> 有关天气的问答 	<ul style="list-style-type: none"> • - Is it hot? - Yes, it's very hot.
9	What Day Is It?	日常生活	<ul style="list-style-type: none"> 询问星期几及应答 谈论日常活动 	<ul style="list-style-type: none"> • - What day is it today? - It's Sunday. • We swim on Sundays.

各单元单词和习惯用语

Unit 1

hungry 饥饿的	4
home 回家; 家	4
sick 有病的	4
some 一些	4
sandwich 三明治	4
hot 热	4
hot dog 热狗	4
great 极好的	4
thirsty 口渴的	5
milk 牛奶	5
want 想要	5
water 水	5
more (数量) 另外的, 额外的	5
full 饱的	5
let's 让我们 (一起)	5
clean 打扫, 清理	5
clean up 彻底打扫	5
all right 好的, 知道了	5
apple 苹果	6
bread 面包	6
table 桌子	9

Unit 2

How old...?几岁?	12
-----------------------------------	----

today 今天	12
birthday 生日	12
happy 幸福的, 高兴的	12
sixteen 十六	12
eleven 十一	12
twelve 十二	12
thirteen 十三	12
fourteen 十四	12
fifteen 十五	12
for 为.....	13
You're welcome. 不用谢。	13
cake 蛋糕	13
candle 蜡烛	13
How many...? 有多少个.....?	13
count 数数	13
them 他们, 她们, 它们	13
seventeen 十七	14
eighteen 十八	14
nineteen 十九	14
twenty 二十	14
blow out 吹灭	17

Unit 3

much 很多 (的)	20
How much...?多少钱?	20

can	能	20
help	帮助	20
they	他们, 她们, 它们	20
dollar	美元	20
pear	梨	20
these	这些	21
pineapple	菠萝	21
watermelon	西瓜	21
Don't...	别.....	21
banana	香蕉	22
orange	柑橘, 橙子; 橘黄色, 橙色	22
touch	触摸	25

Unit 4

red	红色的	28
box	盒, 箱	28
hat	帽子	28
color	颜色; 涂颜色	28
yellow	黄色的	28
blue	蓝色的	28
put on	穿上, 戴上	28
black	黑色的	29
green	绿色的	29
moon	月亮	29
sun	太阳	29
many	许多	29
star	星星	29

white	白色的	30
cut...out	把.....剪下	33

Unit 5

skirt	短裙	36
How about...?好吗?行吗?	36
pretty	漂亮的	36
show	出示, 给.....看	37
but	但是	37
pants	裤子	38
sock	袜子	38
coat	上衣	38
take off	脱下	41

Unit 6

time	时间	44
thirty	三十	44
late	晚的, 迟的	44
sleep	睡觉	44
hey	嘿	44
turn off	关闭	44
light	灯	44
soap	肥皂	45
turn on	打开	45
get up	起床	45
well	嗯	45

thirty-one	三十一	46
thirty-two	三十二	46
forty	四十	46
fifty	五十	46
o'clock	……点钟	48

Unit 7

where	哪里	52
play	玩	52
hide-and-seek	捉迷藏	52
under	在……下面	52
bed	床	52
behind	在……后面	52
door	门	52
on	在……上面	54
next to	紧挨着, 紧靠着	54

Unit 8

ice cream	冰激凌	60
cold	冷的	60
rainy	下雨的, 多雨的	61
rain	雨	61
sunny	阳光充足的	61
rainbow	彩虹	61
sky	天空	61
take out	拿出	65
put away	收起	65

Unit 9

Sunday	星期日	68
we	我们	68
swim	游泳	68
Wednesday	星期三	69
game	游戏	69
Saturday	星期六	69
say	说	69
love	爱, 喜爱	69
soon	不久	69
Monday	星期一	70
Tuesday	星期二	70
Thursday	星期四	70
Friday	星期五	70
point	指向	73

词汇表

A

all right	好的, 知道了	5
apple	苹果	6

B

banana	香蕉	22
bed	床	52
behind	在……后面	52
birthday	生日	12
black	黑色的	29
blow out	吹灭	17
blue	蓝色的	28
box	盒, 箱	28
bread	面包	6
but	但是	37

C

cake	蛋糕	13
can	能	20
candle	蜡烛	13
clean	打扫, 清理	5
clean up	彻底打扫	5
coat	上衣	38
cold	冷的	60
color	颜色; 涂颜色	28
count	数数	13

cut...out	把……剪下	33
-----------	-------	----

D

dollar	美元	20
Don't...	别……	21
door	门	52

E

eighteen	十八	14
eleven	十一	12

F

fifteen	十五	12
fifty	五十	46
for	为……	13
forty	四十	46
fourteen	十四	12
Friday	星期五	70
full	饱的	5

G

game	游戏	69
get up	起床	45
great	极好的	4

green 绿色的 29

H

happy 幸福的, 高兴的 12

hat 帽子 28

help 帮助 20

hey 嘿 44

hide-and-seek 捉迷藏 52

home 回家; 家 4

hot 热 4

hot dog 热狗 4

How about...?好吗?
.....行吗? 36

How many...? 有多少个.....? 13

How much...?多少钱? 20

How old...?几岁? 12

hungry 饥饿的 4

I

ice cream 冰激凌 60

L

late 晚的, 迟的 44

let's 让我们(一起) 5

light 灯 44

love 爱, 喜爱 69

M

many 许多 29

milk 牛奶 5

Monday 星期一 70

moon 月亮 29

more (数量) 另外的, 额外的 ... 5

much 很多(的) 20

N

next to 紧挨着, 紧靠着 54

nineteen 十九 14

O

o'clock点钟 48

on 在.....上面 54

orange 柑橘, 橙子;
橘黄色, 橙色 22

P

pants 裤子 38

pear 梨 20

pineapple 菠萝 21

play 玩 52

point 指向 73

pretty 漂亮的 36

put away 收起 65

put on 穿上, 戴上 28

R

rain 雨 61

rainbow 彩虹 61

rainy 下雨的, 多雨的 61

red 红色的 28

S

sandwich 三明治 4

Saturday 星期六	69
say 说	69
seventeen 十七	14
show 出示, 给……看	37
sick 有病的	4
sixteen 十六	12
skirt 短裙	36
sky 天空	61
sleep 睡觉	44
soap 肥皂	45
sock 袜子	38
some 一些	4
soon 不久	69
star 星星	29
sun 太阳	29
Sunday 星期日	68
sunny 阳光充足的	61
swim 游泳	68

T

table 桌子	9
take off 脱下	41
take out 拿出	65
them 他们, 她们, 它们	13
these 这些	20
they 他们, 她们, 它们	20
thirsty 口渴的	5
thirteen 十三	12
thirty 三十	44
thirty-one 三十一	46
thirty-two 三十二	46
Thursday 星期四	70
time 时间	44

today 今天	12
touch 触摸	25
Tuesday 星期二	70
turn off 关闭	44
turn on 打开	45
twelve 十二	12
twenty 二十	14

U

under 在……下面	52
-------------------	----

W

want 想要	5
water 水	5
watermelon 西瓜	21
we 我们	68
Wednesday 星期三	69
well 嗯	45
where 哪里	52
white 白色的	30

Y

yellow 黄色的	28
You're welcome. 不用谢。	13

出版人 所广一
责任编辑 白媛程 媛
封面设计 石头猫动画
责任校对 贾静芳
责任印制 叶小峰

图书在版编目 (CIP) 数据

英语. 三年级. 下册/EEC 学院编. —北京: 教育
科学出版社, 2012. 12 (2021. 12 重印)
义务教育教科书: 三年级起点
ISBN 978-7-5041-7027-9

I. ①英… II. ①E… III. ①英语课—小学—教材
IV. ①G624. 311

中国版本图书馆 CIP 数据核字 (2012) 第 245290 号

义务教育教科书

英语 三年级 (三年级起点) 下册

YINGYU

出版发行	教育科学出版社	市场部电话	010-64989009
社 址	北京·朝阳区安慧北里安园甲 9 号	编辑部电话	010-64989524, 64981209
邮 编	100101	网 址	http://www.esph.com.cn
传 真	010-64891796	电 子 邮 箱	eec@esph.com.cn
经 销	各地新华书店	版 次	2012 年 12 月第 1 版
印 刷	保定市市中画美凯印刷有限公司	印 次	2021 年 12 月第 11 次印刷
开 本	787 毫米×1092 毫米 1/16	印 数	1—17 850 册
印 张	5.25	定 价	5.35 元

冀价审〔2022〕016043 价格举报电话: 12315

如有印装质量问题, 请到所购图书销售部门联系调换。