

义务教育教科书



义务教育教科书

英语

ENGLISH

(三年级起点)

四年级下册

英语 (三年级起点) 四年级下册

四川教育出版社



绿色印刷产品

价格依据文件号：川发改价格[2019]280号 举报电话：12315
国家免费教材



定价：4.85元

四川教育出版社

义务教育教科书

英语

ENGLISH

(三年级起点)

四年级下册

四川教育出版社

· 成都 ·

主 编 杨晓钰
副 主 编 付春敏 董洪丹
本册编写 杨晓钰
音乐指导 罗义蕴
绘 图 李汴川 成都蓝鹦鹉文化传播有限公司
责任编辑 朱 娜 袁 月
封面设计 李汴川

教材意见建议接收电话：（028）86259695

教材意见建议接收邮箱：englishthisway@sina.com

通讯地址：四川成都双流西航港黄荆路13号 四川教育出版社

义 务 教 育 教 科 书

英语

（三年级起点）

四年级下册

四川教育出版社 出版

（成都市黄荆路13号 邮政编码 610225）

新华文轩出版传媒股份有限公司发行

成都勤慧彩色制版印务有限公司制作

成品规格 184mm × 260mm 印张 5

2019年12月第3版 2021年11月第3次印刷

印数 册

著作权所有·请勿擅用本书编制各类出版物·违者必究

如发现印装质量问题，请与本社联系调换。电话：（028）86259359

编辑部电话：（028）86259381 邮购电话：（028）86259694

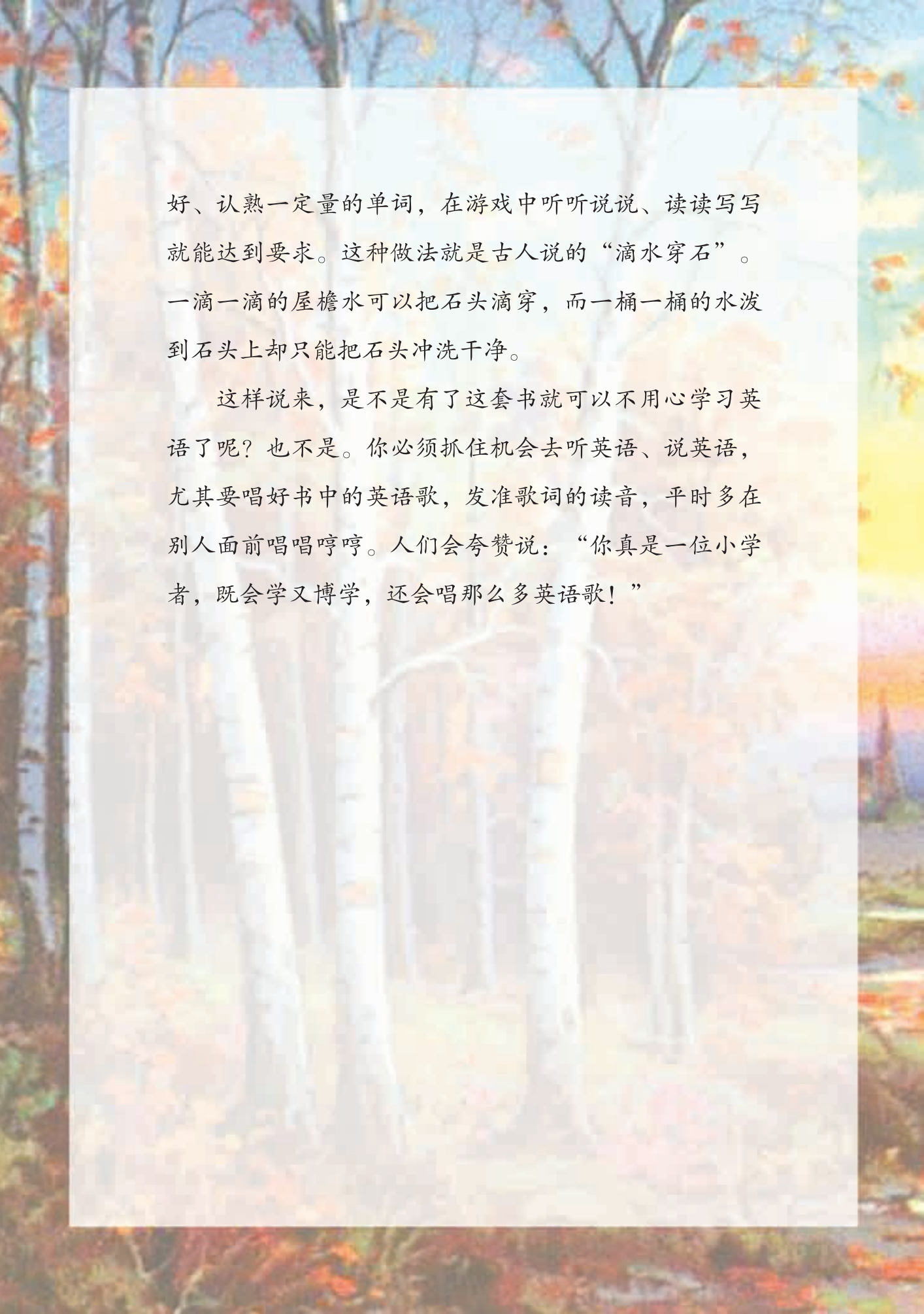
如有内容方面的疑问，请与四川教育出版社总编室联系。电话：（028）86259381

致小学者

这套书是专门为你服务的，不论你从哪一个年级开始学习，它都能为你打开学好英语的大门。进门之后你便可以一层层走上楼顶，检阅21世纪人类的科学成就和利用丰富的信息，那样你就可能成为新世纪杰出的学者。

为什么这套书有这么大的力量呢？因为它不是板着脸孔要你学，而是引导你唱英语歌和做游戏，让你在唱歌、游戏中学会说英语和识记单词，还帮助你学好英语发音。英语发音是学英语的难点，有的人学了五六年还不会拼读生词。你学完这套书以后，就能学会自己拼读生词，那时你不用问老师也可以自己学英语了。而且这套书每一册的内容都不多，但教你说的话可以变来变去，帮助你在许多场合和“老外”说英语。

但是，这套书却不要求你去死记大量的单词和硬读许多课文。在一个学期里，你只要唱好一些英语歌，读



好、认熟一定量的单词，在游戏中听听说说、读读写写就能达到要求。这种做法就是古人说的“滴水穿石”。一滴一滴的屋檐水可以把石头滴穿，而一桶一桶的水泼到石头上却只能把石头冲洗干净。

这样说来，是不是有了这套书就可以不用心学习英语了呢？也不是。你必须抓住机会去听英语、说英语，尤其要唱好书中的英语歌，发准歌词的读音，平时多在别人面前唱唱哼哼。人们会夸赞说：“你真是一位小学者，既会学又博学，还会唱那么多英语歌！”



Me..... 1

Unit 1 Meeting a New Teacher..... 2

Lesson 1 Who Is She?..... 2

Lesson 2 Greeting Song 4

Lesson 3 What Does It Mean?..... 6

Lesson 4 What's Her Name? 8

Lesson 5 What's He Like? 10

Self-assessment 12

Unit 2 Having a Picnic..... 16

Lesson 1 How about a Picnic?..... 16

Lesson 2 Saying Cheese 18

Lesson 3 Are You Tired? 20

Lesson 4 What Do You Like?..... 22

Lesson 5 What Are Those?..... 24

Self-assessment 26

Unit 3 Visiting a Zoo..... 34

Lesson 1 Where Are You Going?..... 34

Lesson 2 There Is a Red Goldfish. 36



Lesson 3 There Are Many Animals.	38
Lesson 4 Welcome to the Dog Show!	40
Lesson 5 Good News	42
Self-assessment	44
Unit 4 Enjoying a Birthday	48
Lesson 1 You Look So Happy.	48
Lesson 2 This Is a Present for You.	50
Lesson 3 When Is Your Birthday?	52
Lesson 4 Making a Party Hat.....	54
Lesson 5 I Want Ten Cakes.	56
Self-assessment	58
Word List	66
Vocabulary.....	70

Age:

Name:

Address:

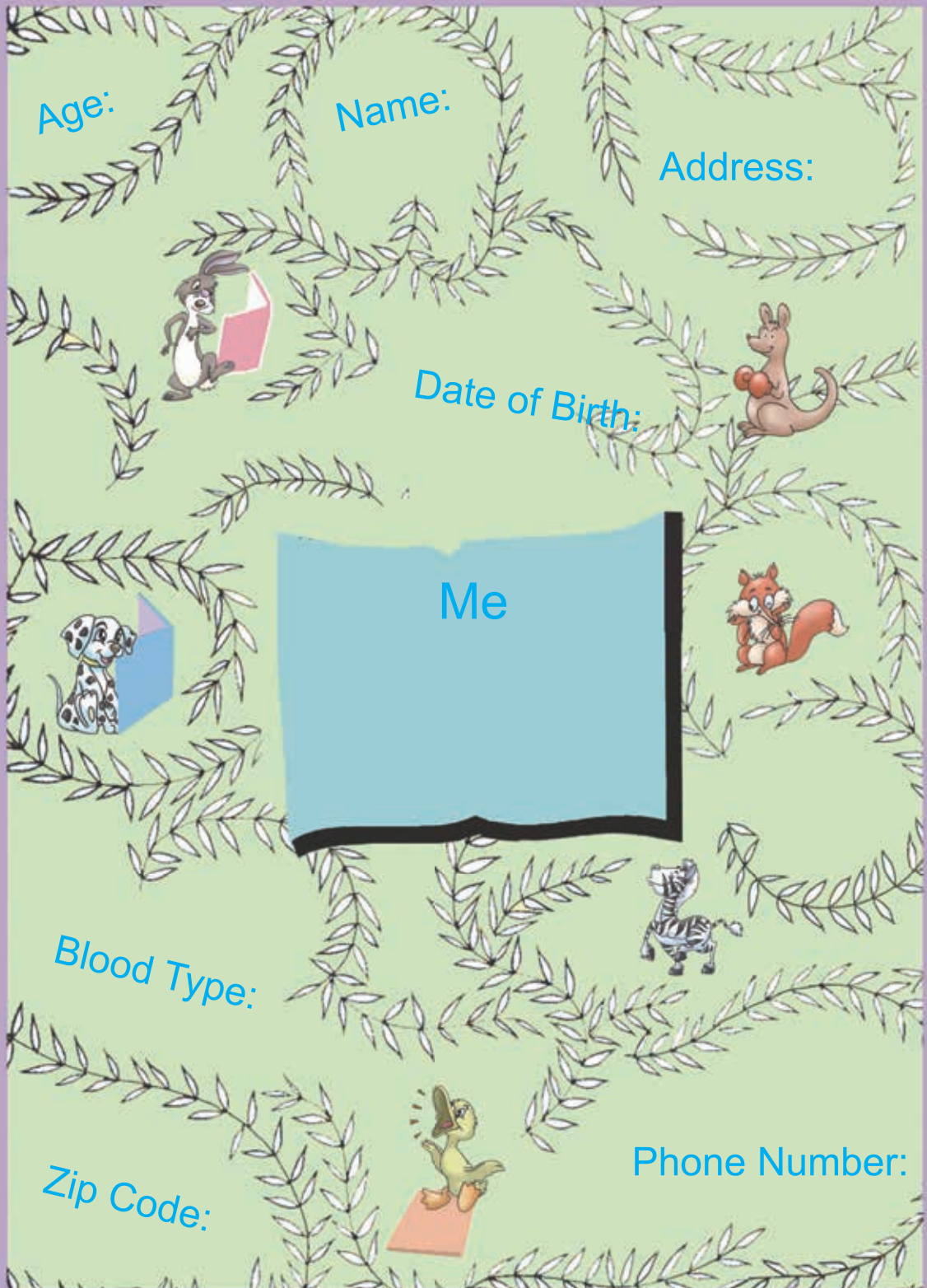
Date of Birth:

Me

Blood Type:

Zip Code:



Phone Number:



Unit 1 Meeting a New Teacher

Lesson 1 Who Is She?


Let's talk.



Work in pairs.



Let's learn.



Let's learn the sounds.

o _

og



dog

op



hop

ot



hot

ox



box



frog



mop



not



fox



log



top




pot



ox

Listen, match and write.

dog	
frog	_____

hot	
mop	_____

fox	
box	_____

Lesson 2 Greeting Song

Let's sing.

Greetings

1. $\dot{1} = B \frac{3}{4}$

$\underline{3} \ \underline{4} \ 5 \quad 5 \ \dot{1}. \quad \underline{7} \quad 6 \ \dot{1} - - \quad 4 \quad 3 - | \ 5 - 6$

Your right hand says, "Good mor-ning. Good mor-ning to

$2 - - \ \underline{3} \ \underline{4} \ 5 \quad 5 \ \dot{1}. \quad \underline{7} \quad 6 \ \dot{1} \quad 7 \quad 6$

you." Your right hand says, "Good mor-ning. Good mor-

$\dot{2} - \quad 7 \ \dot{1} - - : |$

ning to you."

2. Your left hand says, "Good afternoon."

3. Your right eye says, "How are you?"

4. Your left eye says, "I am fine."

How are you?



Work in pairs.

your left hand



Follow the example and practise.



my

her

his

big

small

short

eyes

nose

hair

Let's learn.



left

right



morning



afternoon



evening

Let's chant.



Left and Right

Left eye, right eye.

Left ear, right ear.

Left hand, right hand.

Left arm, right arm.



Left leg, right leg.

Left foot, right foot.

Foot, foot, foot.



Let's play.



Lesson 3 What Does It Mean?

Let's talk.

1 Hello! I'm Mr Bright. I come from America. Your name, please.

2 My name's Li Le. Call me Lele.

3 What does "Lele" mean?

4 It means "happy".


5 A good name!

6 What does "bright" mean, Mr Bright?

7 It means "clever".

8 Mr Clever.


9 Hahaha...



Work in pairs.

What does "clever" mean?

It means "聪明的".



Let's learn.



bright



name



come from



call

Look, say and write.

1. I come from Australia.

I'm _____ Australia.



3. He's clever.

He's _____.



2. I'm Lily.

My _____ is Lily.



Read and match.



a man and a top

Is the fox on the log?


The hot dog is not in the pot.

A frog sits on a big red box.




Lesson 4 What's Her Name?

Let's talk.



Work in pairs.



Let's learn.



her book



his pencil



its head



stand up



sit down

Listen and circle.


1.





2.





3.



4.




Let's play.




Lesson 5 What's He Like?

Let's talk.



Work in pairs.



Let's learn.



handsome



friendly



Chinese teacher



speak Chinese

Look, listen and write.



b



d



f



f



h



h



m



n



t

Listen, write and say.



1. The little _____ (dog, hog) can _____ (top, hop).



2. It is _____ (hot, pot) today.

3. The ox has a bad _____ (mop, pop).



4. The _____ (ox, fox) has a box.



Self-assessment

How well do you know Unit 1? Draw   ,   or  for your work.

	Great!	OK!	Try hard!
I can say the new words.			
I can act out the dialogues.			
I can spell the words with the sounds <i>og, op, ot</i> and <i>ox</i> .			
I can sing.			
I can chant.			

Now let's do more practice.

Listen, guess and write.

1. What letter is an insect?



2. What letter can we drink?



3. What letter is a vegetable?



4. What letter looks like a ladder?



5. What letter looks like a circle?



6. What letter is a question?



7. What letter looks like a snake?























8. What letter is a part of your body?



9. Which four letters can frighten a thief?



Listen and circle.

- | | | | |
|--|---|---|---|
| 1. A.  | B.  | C.  | D.  |
| 2. A.  | B.  | C.  | D.  |
| 3. A.  | B.  | C.  | D.  |
| 4. A.  | B.  | C.  | D.  |
| 5. A.  | B.  | C.  | D.  |

Look and say.

- | | |
|--|---|
| 1.  | 2.  |
| 3.  | 4.  |

Look and write the words after the example.



a fat cat



Look, tick and write.

1.



2.



() It's a cat.

() It's a goose.

() It's a tiger.

() It's a duck.

() It is fat.

() It's thin.

() It is not big.

() It's not small.

() It can run.

() It can swim.

() It can fly.

() It can sing.

() It can jump.

() It can dance.

() I like it.

() I like it.

1. It's a fat cat. It's not big. It can run and jump. But it can't fly. I like it.

2.

Listen and write the words.

.....
.....

Complete the following dialogues.






What do they say?

A. Wash your hands.

B. Its name is...

C. Raise your left foot.


D. Listen to English.



Unit 2 Having a Picnic

Lesson 1 How about a Picnic?

Let's talk.



Work in pairs.



Let's learn.



have a picnic



go to the park



go to the cinema



go to the zoo

Let's learn the sounds.

u _

ug



bug

um



gum

un



fun

uck



duck



hug



mum



run



luck



mug



yum



sun



suck

Read and match.



a bug, a duck and a mug

The gum is yummy.


Sunny has fun.

Good luck, Mum!



Lesson 2 Saying Cheese

Let's talk.



Work in pairs.



Let's learn.



camera

take a photo



have fun

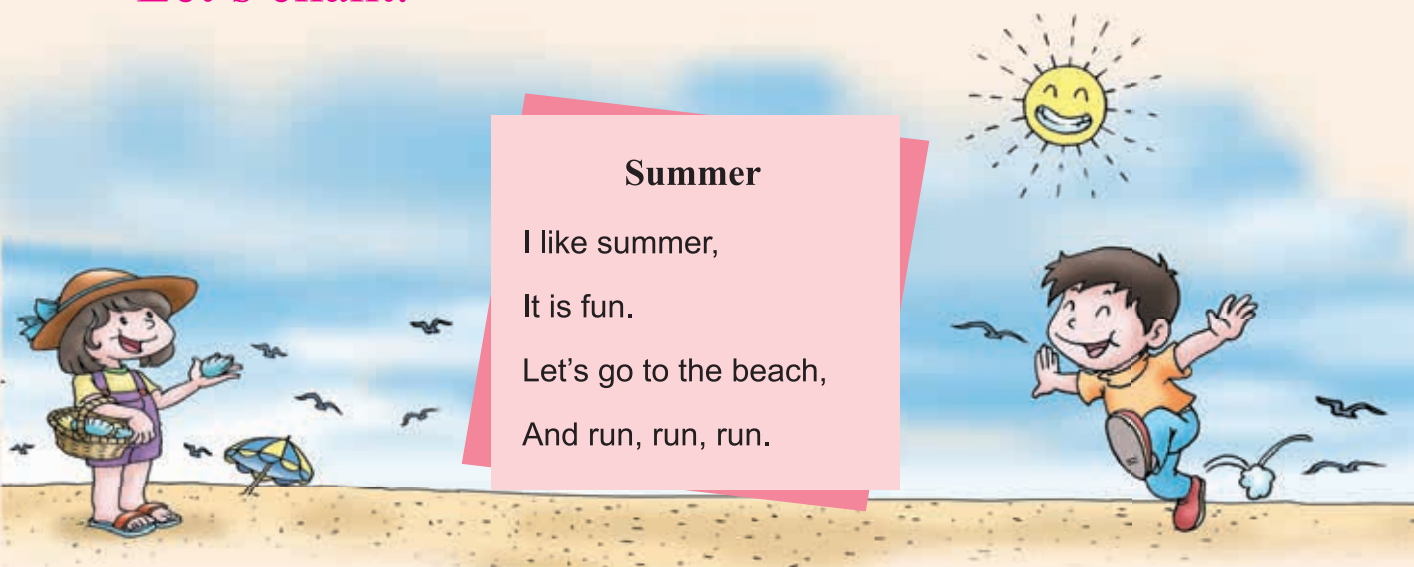


photo

Let's chant.

Summer

I like summer,
It is fun.
Let's go to the beach,
And run, run, run.



Look and say.


1.



2.



3.




4.




Lesson 3 Are You Tired?

Let's talk.



Work in pairs.



Let's learn.



tired



thirsty



angry



have a rest

Listen, number and say.



()



()



()



()

Look, listen and write.



b



d



f



g



m



m



r




s



s








Lesson 4 What Do You Like?

Let's talk.



Work in pairs.



Item \ Person				
You				
Your partner 1				
Your partner 2				

Let's learn.



fried chicken



biscuits



salad



junk food

Read, guess and write.



Who are they? Please guess!

I'm gray.



I'm white.



I have two big eyes.



I have two long ears.



I have a long tail.



I have two red eyes.



I like rabbits.



I like carrots and mushrooms.



But I don't  like vegetables.



But I don't  like meat.



Who am I?



Who am I?



You are a _____.

You are a _____.




Work in pairs and make up a riddle.

Lesson 5 What Are Those?

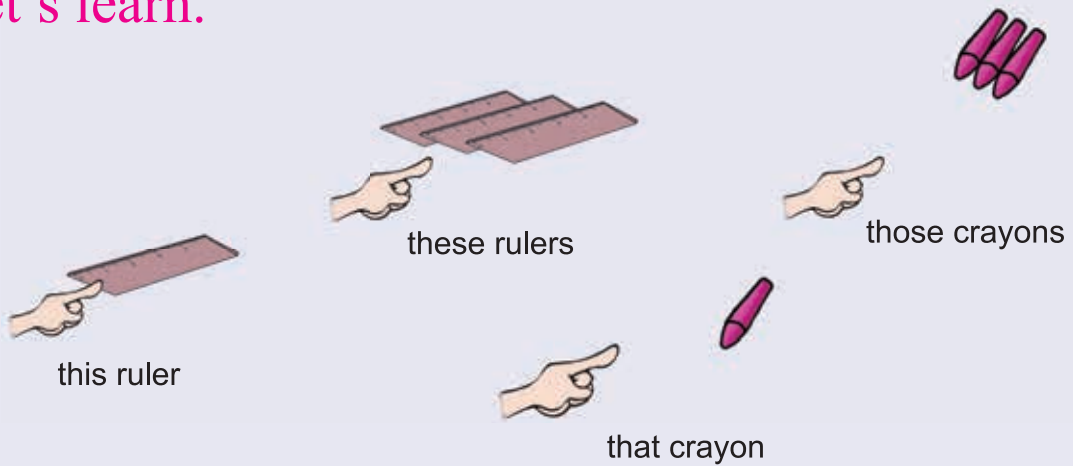
Let's talk.




Work in pairs.



Let's learn.



Listen and match.



Let's sing.

Shoo, Fly, Don't Bother Me.

1 G 2 4

3 1 2 3 . 4 2 2 7 1 2 . 3 1
Shoo, fly, don't bother me. Shoo, fly, don't bother me.

3 1 2 3 . 4 2 5 5 5 . 5 4 3 2 1 :
Shoo, fly, don't bother me. For I belong to some body.

5 3 . 5 3 . 5 3 3 3 4 3 2 -
I feel, I feel, I feel like a morning star,

5 2 . 5 2 . 5 5 4 3 3 2 1 - :
I feel, I feel, I feel like a morning star.
















Self-assessment

How well do you know Unit 2? Draw 🌞🌞🌞, 🌞🌞 or 🌞 for your work.

	Great!	OK!	Try hard!
I can say the new words.			
I can act out the dialogues.			
I can spell the words with the sounds <i>ug</i> , <i>um</i> , <i>un</i> and <i>uck</i> .			
I can sing.			
I can chant.			

Now let's do more practice.

Listen, circle and say.

- A.  B.  C.  D. 
- A.  B.  C.  D. 
- A.  B.  C.  D. 
- A.  B.  C.  D. 
- A.  B.  C.  D. 

Listen and number.



Follow the example and describe the pictures.



Let's chant.



Can You?

Can you swim like a fish?
Can you walk like a duck?
Can you fly like a bird?
Can you run like a horse?
Can you jump like a rabbit?
Can you sit like this?
I can, you can.
She can, he can.
They can, too.








Make up your chant and share with the class.

Look and say.




Listen and write.


1. This is a _____ (cap, map). 
2. The _____ (box, dog) is bad . 
3. This is her _____ (mum, mug). 
4. There is a fat _____ (pen, hen). 
5. Grace has a lovely _____ (bug, duck). 


Write and say.


Hello! I'm _____. Call me _____.


I'm a _____ ( or ). I'm _____ (9 or 10).

My phone number is _____ .

My favourite colour is _____ .

My favourite fruit is _____ .

My favourite animal is _____ .

My favourite season is _____ .

My favourite letter is _____ (A, B, C...).

Let's act.

The Boy Who Cried Wolf


This boy is a shepherd. One day...

- 1 Some farmers are over there.
Let me play a joke on them.



- 2 Help! Help!

- 3 Wolf! Wolf!




- 4 Where's the wolf?

- 5 Hahahaha.
It's funny.

- 6 Don't do that again, boy!




The next day...



On the third day...

13 I'm bored.
Let me...

14 Oh, no! A wolf!
There's a wolf!




16 He is telling a lie again.

15 Help! Help! Wolf! Wo-o-o-l-f!

17 He is a bad boy.



18 Oh, no! My sheep,
my sheep.



Listen and write T (true) or F (false).

- () 1. The boy feels bored.



- () 2. The boy cries, "Wolf! Wolf!"



- () 3. The farmers are not angry with the boy.



- () 4. The boy tells a lie again.



- () 5. The wolf comes, but nobody helps him.



Read and number.

- () Oh, no! My sheep, my sheep.



- () I'm feeling bored. Let me play a joke on the farmers.



- () Never do it again!



- () I'm feeling bored. Let me try again.



- () A wolf! There's a wolf!



Unit 3 Visiting a Zoo

Lesson 1 Where Are You Going?

Let's talk.

1 Good morning, Peter!

2 Hi, Tingting! Hello, Lele! Where are you going?

3 We are going to the zoo.


4 To the zoo?

5 Yes. Today is Children's Day.

6 Would you like to join us?

7 Yes, I'd love to.

8 Great! Let's go.





Work in pairs.

Where are you going?

I'm going to the **cinema**.

We are going to the **cinema**.



Let's learn.



shop



supermarket



hospital



see a film

Let's learn the sounds.

a__e

ame



game

ake



bake

ate



date

ace



ace



name



lake



gate



face



same



make

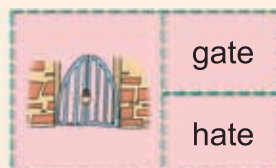





hate




race

Tick the words that match the pictures.



Lesson 2 There Is a Red Goldfish.

Let's talk.



Look! There is a green parrot.

Where is it?

Next to the big panda.


It's so beautiful!




Work in pairs.



Let's learn.



Listen, circle and say.



Let's chant.



The Goat Is Old.



There is a goat,
It looks old.
There is a cat,
It looks fat.
There is a pig,
It looks big.
There is a monkey,
It looks funny.



Make up your chant and share with the class.


Lesson 3 There Are Many Animals.

Let's talk.



Work in pairs.

There are **two tigers**.



Let's learn.



many animals



in front of



between



beside

Let's sing.

Fishes, Fishes, Where Are You?

1 F 2

3 1

Fishes,

3 1

fishes,

6 6 5

where

6 5

are you?

2 2

Can you

2 1

show me

2 3 2

where they are?

3 1

Fishes,

3 1

fishes,

6 6

there they

4

are.

5 5 5 5 0

Some are swimming

5 7 1

in the sea.

2. river

3. lake

4. pond



Add an e to the red word to make a new one.

He hit the **can** with his c a n e.

1. **Sam** is on the _____ team as Tom.

2. Which **hat** do you _____?

3. I **plan** to fly on a _____.



Lesson 4 Welcome to the Dog Show!

Let's talk.

1 Welcome! Welcome to the dog show! Meet Fatty and Hatty.

2 Fatty, answer my question. What's 5 plus 7?

3 It's 12. Great!

4 A clever dog!

5 Well done, Fatty!

6 Hatty, listen to me! What's 20 minus 11?

7 Wow! It's 9.

8 Good for you, Hatty!

Fatty, Hatty, say goodbye.

Woof! Woof! Woof!

Goodbye. Bye-bye.

Work in pairs.

Can you say it in English?

Yes, I can. **Nine** plus **three** is **twelve**.

Can you?

Sure. **Sixteen** minus **four** is **twelve**.

$$12+25=37$$

$$7+8=15$$

$$0+0=0$$

$$11+44=55$$

Let's learn.



ask



answer



listen to me



say goodbye

Listen, tick and say.

1. 35 45 70

2. 36 59 78

3. 60 40 20

4. 80 90 100

Let's play.

Count like this.



1, 3, 5 ...

2, 4, 6 ...

1, 5, 10 ...

100, 90, 80 ...




Lesson 5 Good News

Let's talk.



Work in pairs.



Let's learn.



news



yesterday



today



tomorrow

Listen, number and match.

today

yesterday

tomorrow



Read and match.



I hate the date at the gate.

Is an ace on his face?



Jack bakes cake by the lake.

The game has the same name.



Self-assessment

How well do you know Unit 3? Draw 🌞🌞🌞, 🌞🌞 or 🌞 for your work.

	Great!	OK!	Try hard!
I can say the new words.			
I can act out the dialogues.			
I can spell the words with the sounds <i>ame</i> , <i>ake</i> , <i>ate</i> and <i>ace</i> .			
I can sing.			
I can chant.			

Now let's do more practice.

Listen, circle and say.

1. A. 	B. 	C. 
2. A. 14	B. 46	C. 64
3. A. 	B. 	C. 
4. A. 	B. 	C. 
5. A. 	B. 	C. 
6. A. 	B. 	C. 

Talk about the pictures.

Find out 7 differences.



A: Where is the dog?

B: It's in the box.

A: Where are the ducks?

B: They're behind the tree.

A



B



Here are more structures for you:

There is a / an... in front of / between / beside...

There are... on / in / under / behind...

Let's chant.

I Have a Cake.



I have, I have,
I have a cake.
You have, you have,
You have a chick.
We have, we have,
We have a duck.
They have, they have,
They have a cock.





Ox, Fox and Box

She has an ox.
He has a fox.
It has a box.
Ox, fox and box.



Find out what is funny in each picture.



Report to the whole class.

Picture 1 is funny. Because a snake can't jump, but it can crawl.

Picture 2 is funny, too. Because...

Picture 3 is also funny. Because...

Picture 4 is funny. Because...

Picture 5 is funny, too. Because...

Picture 6 is also funny. Because...

Read and match.

1. He ate the date at the gate.



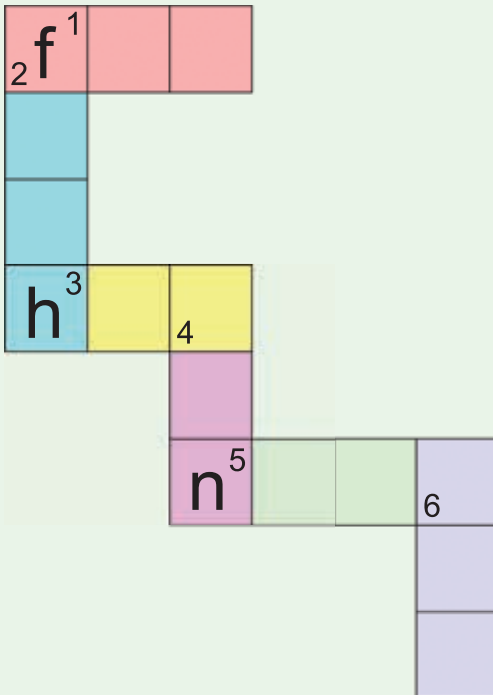
2. We can bake the same cake.



3. I have a big dog and the dog has a big fat pig.



Complete the puzzle and sentences with the pictures.



I like the _____.

We are _____.

She has a _____.

The fox likes the _____.


Unit 4 Enjoying a Birthday

Lesson 1 You Look So Happy.

Let's talk.







Work in pairs.



Let's learn.



Listen, circle and say.



Let's sing.

If You're Happy



1 F 6
8

5. 5 5 1 1 1 1 1 1 7 1 2- - 0 0 0
If you're hap- py and you know it, clap your hands. (clap)

0 0 0 5. 5 5 2 2 2 2 2 2 1 2
(clap) If you're hap- py and you know it, clap your

3- - 0 0 0 0 0 0 3. 3 3 4 4 4 4
hands. (clap) (clap) If you're hap- py and you

6 6 4 4 3 2 3 2 1 1 3 3
know it, and you real- ly want to show it. If you're


2 2 2 1 7 7 6 6 1- - 0 0 0 0 0 0 :|
hap- py and you know it, clap your hands. (clap) (clap)

2, stamp your feet (stamp)



Lesson 2 This Is a Present for You.

Let's talk.



Work in pairs.



Let's learn.



month



watch



dictionary



umbrella

Let's learn the sounds.



these



mother



brother



he

me



three



teeth

Read and write.

1. A: What's _____? B: It's a mouth.



2. A: Are _____ teeth? B: Yes, they are.



3. I have _____ brothers.




4. _____ are many apples in the box.




Lesson 3 When Is Your Birthday?


Let's talk.



Work in pairs.



Let's learn.



Let's sing.

When Is Your Birthday?



1 1 1 1 3 5 3 1 2 2
 Ap ples. pears. peaches. plums. Tell me
 2 2 7 2 7 5 1 1 1 1
 when your birth day comes. Ap ples. pears.
 3 5 3 1 5 5 5 6 7 1 - :|
 peaches. plums. My birth day is in May.

In May.



A little survey.

A: When is your / his / her / ...'s birthday?

B: It's in May.

My birthday book	
My dad's birthday	
My mum's birthday	
My teacher's birthday	
My friend's birthday	

My partner's birthday book	
His / Her dad's birthday	
His / Her mum's birthday	
His / Her teacher's birthday	
His / Her friend's birthday	

Lesson 4 Making a Party Hat

Let's talk.

Let's make a party hat.



Draw a circle.



Colour the circle.



Cut it out.



Cut on the line.

Gee, what a nice party hat!



Fold it like this.



Glue it.

Let's learn.



colour



cut



circle



line




make a party hat

Let's play.



Right. Right.

Left. Left.



Up. Up.

Down. Down.

Look, say and write.

A rabbit or a duck?




A: What can you see?

B: I can see a _____ and a _____.

The _____ is looking left and

the _____ is looking right.



Read and match.




The baker is eating a cake by the lake.

Mother has a brother and a father.



Lesson 5 I Want Ten Cakes.


Let's talk.



Where is the boy from, do you know?



Work in pairs.



Let's learn.



Listen, circle and say.

1. A.



B.



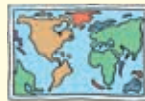
C.



2. A.



B.



C.



3. A.



B.



C.



4. A.



B.



C.



Ask about your partner.

A: What do you want?

B: I want a / an... / I want some...

Write about yourself.

I want a / an...

I want some...


Self-assessment


How well do you know Unit 4? Draw 🌞🌞🌞, 🌞🌞 or 🌞 for your work.

	Great!	OK!	Try hard!
I can say the new words.			
I can act out the dialogues.			
I can spell the words with the sounds e_e, _e and th.			
I can sing.			


Now let's do more practice.


Listen, circle and say.


- A. 



B. 


C. 


D. 
- A. 



B. 


C. 


D. 
- A. 



B. 

C. 


D. 
- A. 


B. 

C. 

D. 
- A. 

B. 

C. 

D. 

Play a guessing game.

A: When is your mum's / your birthday?


B: Please guess.

A: Is it in June?

B: No.

A: Is it in July?

B: You're right. My mum's / My birthday is in July.



Listen and fill in the blanks with *a, e, i, o* or *u*.



1. A d___ck is in the water.

2. The red h___n is beautiful.



3. My d___g and c___t can run.



4. The bug is b___g.



5. Father with a b___x runs in the s___n.



6. Mum, s___t down and kiss me.

Let's act.

Little Red Riding Hood



Little Red Riding Hood



Mum




Grandma








the hunter





Mr Wolf









31 There you are, you big bad wolf.



32 I must kill you this time.



33 Are you all right, Grandma?

34 Yes. Thank you very much.

35 How about you, Little Red Riding Hood?

36 I'm OK. Thank you.

Listen and circle.

- There are _____ people in the story.
A. three B. four C. five
- Mr Wolf is _____.
A. bad B. very good C. nice
- Mr Wolf wants to eat _____ first.
A. Grandma B. Little Red Riding Hood C. the hunter
- _____ kills the wolf.
A. Mum B. The hunter C. Dad

Work in groups of five and act it out.



Let's sing.

Rabbit in the Hollow

1 2 3 4

Rab bit in the

hol low

is fast

asleep,

Hun ter in the

for est

near er

creeps,

Li tle rah bit,

have a care!

Deep with

in your

hol low there,

Hur ry or he'll

catch you,

You must

run, run, run,



Word List

(标注*号的要求能听懂、会说,其余的还要求能整体认读)

Unit 1 Meeting a New Teacher

Lesson 1

Ms Chen	陈老师
maths teacher	数学老师
English teacher	英语老师
PE teacher	体育老师
again	再,又
say hello to...	向……问候

Lesson 2

left	左边的
right	右边的
morning	早晨
afternoon	下午
evening	晚上
wash your hair	洗头
* wave your arm	挥动手臂
* raise your foot	抬脚
* touch your eye	摸眼睛

Lesson 3

bright	聪明的
name	名字
come from	来自
call	叫,称为
* mean	意为

Lesson 4

her book	她的书
his pencil	他的铅笔
its head	它的头
sit down	坐下
stand up	站起来

Lesson 5

handsome	英俊的
friendly	友好的
Chinese teacher	中文老师
speak Chinese	说中文
* like	像……一样
Not bad.	还不错。
a little	一点

Unit 2 Having a Picnic

Lesson 1

have a picnic	去野餐
go to the park	去公园
go to the zoo	去动物园
go to the cinema	看电影
* What a nice day!	多好的天气!
How about...?	……怎么样?
Wonderful idea!	好主意!
early	早的
Why not?	好呀!

Lesson 2

camera	照相机
take a photo	照相
photo	相片
have fun	玩得开心
place	地方
What a good idea!	真是个好主意!
Are you ready?	准备好了吗?
* say cheese	笑一个

Lesson 3

tired	疲倦的
thirsty	渴的
angry	生气的
have a rest	休息一会儿
* uh-huh	嗯
What about...?	……怎么样?
have some juice	喝点果汁

Lesson 4

fried chicken	炸鸡
salad	沙拉
biscuit	饼干
junk food	垃圾食品
then	那么

Lesson 5

this ruler	这把尺子
------------	------

these rulers	这些尺子
that crayon	那只蜡笔
those crayons	那些蜡笔
so many	那么多
* Be careful.	小心。
* above	在……之上

Unit 3 Visiting a Zoo

Lesson 1

shop	商店
supermarket	超市
hospital	医院
see a film	看电影
Children's Day	儿童节
join us	加入我们

Lesson 2

gold	金子
goldfish	金鱼
next to	在……的旁边
speak English	说英语
* parrot	鹦鹉
very much	非常
* look funny	看起来滑稽

Lesson 3

many animals	许多动物
--------------	------

between	在……之间
in front of	在……前面
beside	在……旁边
* Really?	真的吗?

Lesson 4

ask	问
answer	回答
listen to me	听我说
say goodbye	说再见
meet	相识
* show	表演
Welcome to...	欢迎来到……
So cool!	太棒了!
* Good for you.	好极了。

Lesson 5

news	新闻
tomorrow	明天
today	今天
yesterday	昨天
no	没有
* exam	考试
it	它

Unit 4 Enjoying a Birthday

Lesson 1

January	一月
---------	----

February	二月
March	三月
April	四月
May	五月
June	六月

Lesson 2

month	月
watch	手表
umbrella	伞
dictionary	字典
* Oh dear!	哎呀!
look great	看起来很棒

Lesson 3

July	七月
August	八月
September	九月
October	十月
November	十一月
December	十二月
* gee	哇(表示惊讶,赞赏等)

Lesson 4

make a party hat	做生日帽
circle	圆; 圆圈
colour	给……着色
cut	剪
* line	线

*fold 折叠
*glue 用胶水粘；胶水

Lesson 5

tell a joke 讲笑话
mom 妈妈（美语）
candle 蜡烛
map 地图
*about 关于

Vocabulary

(标注*号的要求能听懂、会说,其余的还要求能整体认读)

A

* about	关于
* above	在……之上
afternoon	下午
again	再,又
a little	一点
angry	生气的
answer	回答
April	四月
Are you ready?	准备好了吗?
ask	问
August	八月

B

* Be careful.	小心。
beside	在……旁边
between	在……之间
biscuit	饼干
bright	聪明的

C

call	叫,称为
camera	照相机

candle	蜡烛
Children's Day	儿童节
Chinese teacher	中文老师
circle	圆; 圆圈
colour	给……着色
come from	来自
cut	剪

D

December	十二月
dictionary	字典

E

early	早的
English teacher	英语老师
evening	晚上
* exam	考试

F

February	二月
* fold	折叠
fried chicken	炸鸡
friendly	友好的

G

* gee	哇(表示惊讶,赞赏等)
* glue	用胶水粘; 胶水
gold	金子
goldfish	金鱼
* Good for you.	好极了。
go to the cinema	看电影
go to the park	去公园
go to the zoo	去动物园

H

handsome	英俊的
have a picnic	去野餐
have a rest	休息一会儿
have fun	玩得开心
have some juice	喝点果汁
her book	她的书
his pencil	他的铅笔
hospital	医院
How about...?	……怎么样?

I

in front of	在……前面
it	它
its head	它的头

J

January	一月
join us	加入我们
July	七月
June	六月
junk food	垃圾食品

L

left	左边的
* like	像……一样
* line	线
listen to me	听我说
* look funny	看起来滑稽
look great	看起来很棒

M

make a party hat	做生日帽
many animals	许多动物
map	地图
March	三月
maths teacher	数学老师
May	五月
* mean	意为
meet	相识
mom	妈妈(美语)
month	月

morning
Ms Chen

早晨
陈老师

N

name 名字
news 新闻
next to 在……旁边
no 没有
Not bad. 还不错。
November 十一月

O

October 十月
* Oh dear! 哎呀!

P

* parrot 鹦鹉
PE teacher 体育老师
photo 相片
place 地方

R

* raise your foot 抬脚
* Really? 真的吗?
right 右边的

S

salad 沙拉
* say cheese 笑一个
say hello to... 向……问候
say goodbye 说再见
see a film 看电影
September 九月
shop 商店
* show 表演
sit down 坐下
So cool! 太棒了!
so many 那么多
speak Chinese 说中文
speak English 说英语
stand up 站起来
supermarket 超市

T

take a photo 照相
tell a joke 讲笑话
that crayon 那只蜡笔
then 那么
these rulers 这些尺子
thirsty 渴的
this ruler 这把尺子
those crayons 那些蜡笔

tired	疲倦的
today	今天
tomorrow	明天
* touch your eye	摸眼睛

U

* uh-huh	嗯
umbrella	伞

V

very much	非常
-----------	----

W

wash your hair	洗头
watch	手表
* wave your arm	挥动手臂
Welcome to...	欢迎来到……
What about...?	……怎么样?
What a good idea!	真是个好主意!
* What a nice day!	多好的天气!
Why not?	好呀!
Wonderful idea!	好主意!

Y

yesterday	昨天
-----------	----