

义务教育教科书



义务教育教科书

# 英语

ENGLISH

(三年级起点)

六年级上册

英语  
(三年级起点)  
六年级上册

四川教育出版社



绿色印刷产品

价格依据文件号：川发改价格[2019]280号 举报电话：12315  
国家免费教材



定价：5.25元



四川教育出版社

义务教育教科书

# 英语

## ENGLISH

(三年级起点)

六年级上册

四川教育出版社

· 成都 ·

主 编 杨晓钰  
副 主 编 付春敏 董洪丹  
本册编写 杨晓钰  
音乐指导 罗义蕴  
绘 图 李汴川 成都蓝鹦鹉文化传播有限公司  
责任编辑 何 军  
责任校对 胡 佳  
封面设计 李汴川  
版式设计 顾求实

教材意见建议接收电话：（028）86259695

教材意见建议接收邮箱：englishthisway@sina.com

通讯地址：四川成都双流西航港黄荆路13号 四川教育出版社

## 义务教育教科书

### 英语

（三年级起点）

六年级上册

四川教育出版社 出版

（成都市黄荆路13号 邮政编码610225）

新华文轩出版传媒股份有限公司发行

成都市宏昌包装印务有限责任公司

成都勤慧彩色制版印务有限公司制作

成品规格 184mm×260mm 印张 5.5

2019年7月第3版 2021年6月第3次印刷

印数1-82,000册

ISBN 978-7-5408-5813-1 定价：5.25元

著作权所有·请勿擅用本书编制各类出版物·违者必究

如发现印装质量问题，请与本社联系调换。电话：（028）86259359

编辑部电话：（028）86259381 邮购电话：（028）86259694

如有内容方面的疑问，请与四川教育出版社总编室联系。电话：（028）86259381



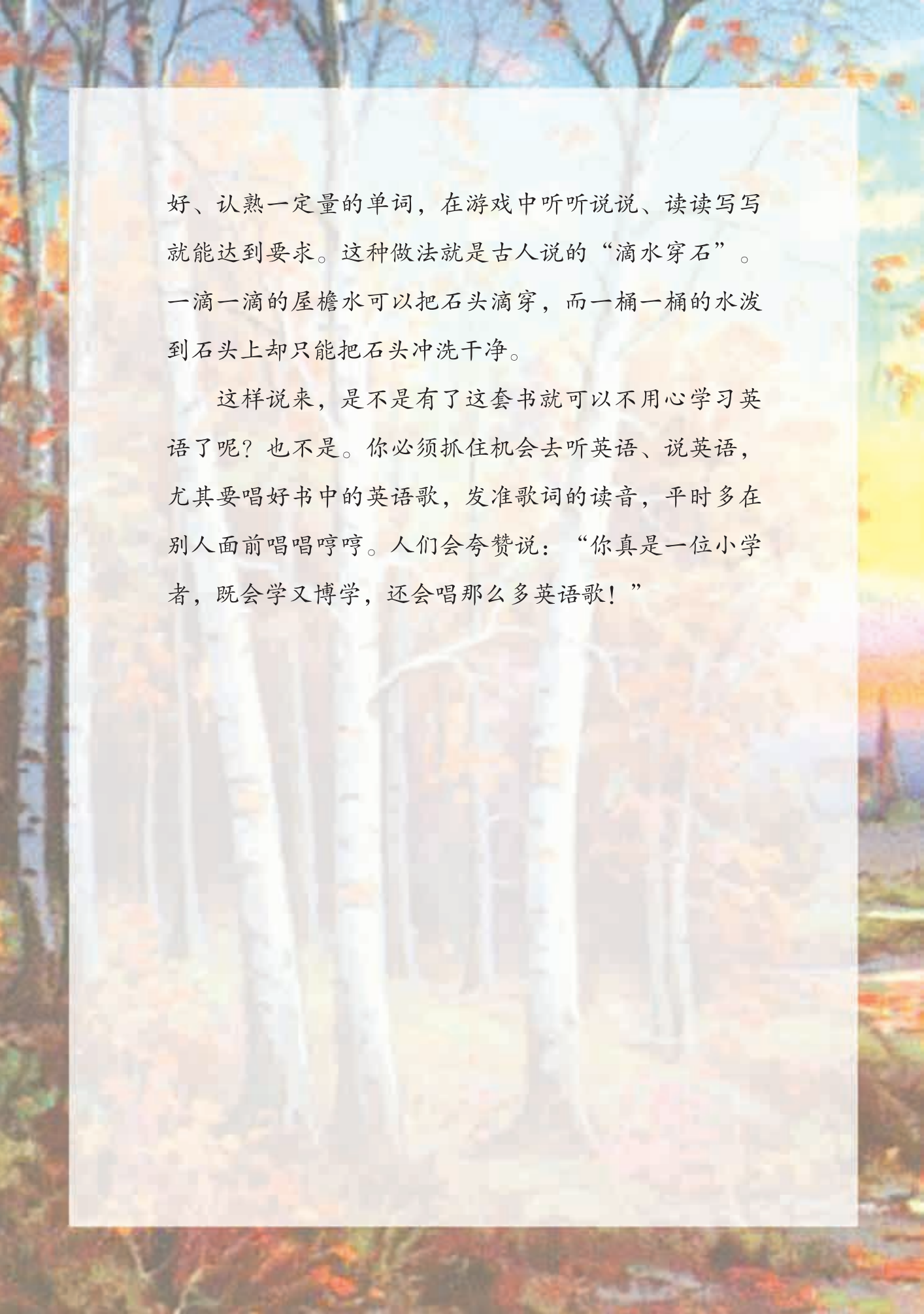
## 致小学者

这套书是专门为你服务的，不论你从哪一个年级开始学习，它都能为你打开学好英语的大门。进门之后你便可以一层层走上楼顶，检阅21世纪人类的科学成就和利用丰富的信息，那样你就可能成为新世纪杰出的学者。

为什么这套书有这么大的力量呢？因为它不是板着脸孔要你学，而是引导你唱英语歌和做游戏，让你在唱游中学会说英语和识记单词，还帮助你学好英语发音。英语发音是学英语的难点，有的人学了五六年还不会拼读生词。你学完这套书以后，就能学会自己拼读生词，那时你不用问老师也可以自己学英语了。而且这套书每一册的内容都不多，但教你说的话可以变来变去，帮助你在许多场合和“老外”说英语。

但是，这套书却不要求你去死记大量的单词和硬读许多课文。在一个学期里，你只要唱好一些英语歌，读





好、认熟一定量的单词，在游戏中听听说说、读读写写就能达到要求。这种做法就是古人说的“滴水穿石”。一滴一滴的屋檐水可以把石头滴穿，而一桶一桶的水泼到石头上却只能把石头冲洗干净。

这样说来，是不是有了这套书就可以不用心学习英语了呢？也不是。你必须抓住机会去听英语、说英语，尤其要唱好书中的英语歌，发准歌词的读音，平时多在别人面前唱唱哼哼。人们会夸赞说：“你真是一位小学者，既会学又博学，还会唱那么多英语歌！”



# Contents

Me..... 1

## **Unit 1 School Life** ..... 2

Lesson 1 I'm New Here. .... 2

Lesson 2 Our School Is Beautiful. .... 8

Lesson 3 Happy Teachers' Day! ..... 14

**Self-assessment** ..... 20

## **Unit 2 Visiting Friends** ..... 28

Lesson 1 What a Nice Room! ..... 28

Lesson 2 How Did You Come Here? ..... 34

Lesson 3 What a Mess! ..... 40

**Self-assessment** ..... 46



<b>Unit 3   Interesting Festivals</b> .....	50
Lesson 1   Happy Halloween! .....	50
Lesson 2   Thanksgiving Day.....	56
Lesson 3   Merry Christmas! .....	62
Self-assessment .....	68
 Word List .....	76
Vocabulary .....	79



Age:

Name:

Luck Number:

Phone Number:

Me

Favourite Colour:

Favourite Fruit:

Favourite Animal:



# Unit 1 School Life

## Lesson 1 I'm New Here.

Let's talk.

1 Hi! Can I help you?

2 Yes. I'm new here. I can't find my classroom.

3 What class are you in?

4 I'm in Class 3, Grade 6. What about you?

5 I'm in Class 3, too.

6 We are in the same class.

7 May I know your name?

8 My name is Wang Ting.

9 I'm Sam Smith.

10 What are you doing?

11 We are waiting for Sam Smith.

12 Hi! I'm Sam Smith.

13 Welcome, Sam!

## Work in pairs.

What is the **woman / man** doing now?



She / He is **doing some washing**.



What are **your sister and brother** doing now?

They are **cleaning the windows**.



making the bed



riding a bike



doing housework



putting away the clothes

## Let's learn.

What is the **girl / boy** doing?



She / He is **listening to the teacher**.



Don't forget "grade".



clean the blackboard



clean the classroom



do word exercises



drink water



wait for a classmate



have a lesson

## Listen and number.



waiting for my teacher



Class 1, Grade 2



cleaning the classroom



Class 7, Grade 6



## Listen to the dialogue and tick the correct answers.

1. Who is the new pupil?

A. Wang Ting.

B. Li Le.

C. Sam Smith.

2. What class is Sam Smith in?

A. Class 3, Grade 4.

B. Class 5, Grade 4.

C. Class 3, Grade 6.

3. What class is Wang Ting in?

A. Class 6, Grade 4.

B. Class 3, Grade 6.

C. Class 5, Grade 4.

## Play a game.



Find out what Betty and Simon are doing.

1. You are Betty or Simon. Your partner chooses the other.

2. Tick three pictures in your balloon. Ask your partner questions.

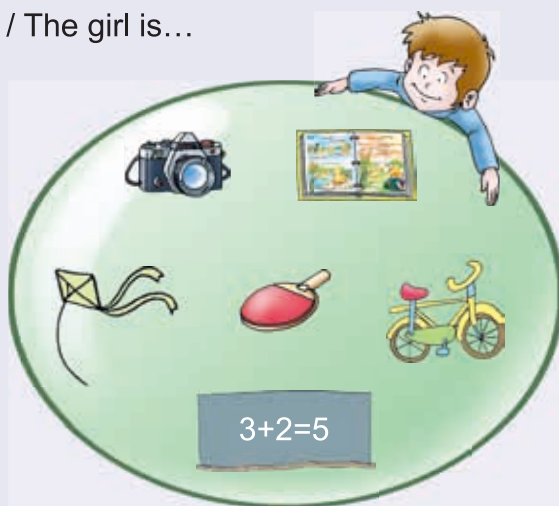
Tick your partner's answers in the other balloon.

E.g. A: What are you doing, Simon?

B: I'm flying a kite.

Or A: What is he / she / the boy / the girl doing?

B: He / She / The boy / The girl is...



Make your school ID card according to Wang Ting's.



Name: Wang Ting

Class: 3

Grade: 6

School: Red Sun Primary School



Name: \_\_\_\_\_

Class: \_\_\_\_\_

Grade: \_\_\_\_\_

School: \_\_\_\_\_

Follow the example and write a short paragraph about yourself.


Hello! My name is Wang Ting. Ting is my first name and Wang is my family name. I'm 11 years old. I study in Red Sun Primary School. I'm in Class 3, Grade 6. Nice to meet you.

Hello! My name is \_\_\_\_\_. \_\_\_\_\_ is my first name and \_\_\_\_\_ is my family name. I'm \_\_\_\_\_ years old. I study in \_\_\_\_\_. I'm in \_\_\_\_\_. Nice to meet you.


Write a similar paragraph about your friend.

## Read and understand.


### First Name and Family Name

1. 

Sam, this is my father.


Dad, this is Sam, my new classmate.
2. 

Glad to meet you, Mr Ting.

No, Sam. Ting is my first name. My family name is Wang.
3. 

Sorry, Mr Wang.

What's your name, please?

My full name is Sam Smith.
4. 

Glad to meet you, Mr Smith.

Glad to meet you too, Mr Wang.

### Read and answer the following questions.

1. What is the boy's first name and family name?

The boy's first name is \_\_\_\_\_ and his family name is \_\_\_\_\_.














2. What is the girl's full name?

\_\_\_\_\_.





### Act out the dialogue and make up a similar one.



Look, listen and say.

		
	 die	 pie
	 fight	 high
	 cry	 fly
		 tie
		 light
		 sky

Look, match and say.

	Lie down an(d) have a rest.	
	Don't fight a(t) night.	
	Goo(d) nigh(t), White.	
	Many kites fly in the sky.	

Learn to use “!”.

Be careful!	
-------------	--

- |              |                        |                |
|--------------|------------------------|----------------|
| 1. Oh, no    | 2. Wow, it looks great | 3. How nice    |
| 4. Let me go | 5. Be quiet            | 6. Don't shout |

Write two sentences with “!”.

.....	.....
.....	.....
.....	.....

## Lesson 2 Our School Is Beautiful.

Let's talk.

1 Hi, Tingting! Nice to see you again.

2 Nice to see you, too.

3 The school is so beautiful.

4 Yes, we love our school. Let me show you around.

5 It's very kind of you.

6 This is the teaching building.

7 It's a tall building. Where is the art room?

8 It's on the second floor. Our teachers' office is on the ground floor.

9 Wait a minute!

10 What's wrong?

11 Is there the library?

12 Yes, you're right.

13 Let's go and borrow some books.

14 Let's.


Work in pairs.

Can you tell the difference?



### In Britain

the fifth floor  
the fourth floor  
the third floor  
the second floor  
the first floor  
the ground floor



### In America

the sixth floor  
the fifth floor  
the fourth floor  
the third floor  
the second floor  
the first floor

## Let's learn.

A: Where is the **music room**?

B: It's on the **first** floor. / It's over there.



teaching building



art room



music room



computer room



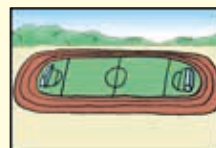
teachers' office



library



toilet



playground

## Complete the sentences.

1. The \_\_\_\_\_ is on the ground floor.
2. The \_\_\_\_\_ and the \_\_\_\_\_  
are on the first floor.
3. The \_\_\_\_\_ room and the \_\_\_\_\_  
room are on the second floor.





## Listen to the dialogue and fill in the blanks.

1. A: What are the boy and the girl talking about?

B: They are talking about their \_\_\_\_\_ .

2. A: Where are they now?

B: They are \_\_\_\_\_ .

3. A: What are they going to do?

B: They are going to \_\_\_\_\_ .

4. A: Do they like their school? And how do you know?

B: \_\_\_\_\_ , they do. \_\_\_\_\_ .

## Listen to the dialogue and match.

1. show you around

A. tall

2. teaching building

B. on the ground floor

3. art room

C. the school

4. teachers' office

D. over there

5. library

E. on the second floor



Write the answers on the lines.

1. \_\_\_\_\_ is so beautiful.

2. The building is \_\_\_\_\_ .

3. The art room is on \_\_\_\_\_ floor.

4. Our teachers' office is on \_\_\_\_\_ .

5. The library is \_\_\_\_\_ .

## Listen and sing.

### The Children on a Bus

1=F  $\frac{4}{4}$

5		1	1	2	3	2	1		5	3	1	-				
The		chil	-	dren	on	a	bus	go	up	and	down,					
The		chil	-	dren	in	a	classroom	go	out	and	in,					
2	7	5	-		5	3	1	5		1	1	2	3	2	1	
up	and	down,			up	and	down.	The	chil-dren	on a	bus	go				
out	and	in,			out	and	in.	The	chil-dren	in a	classroom	go				
5	3	1	-		2	•	4	3	2		1	-	-	:	:	:
up	and	down.			All	through	the	town.								
out	and	in.			They	love	to	go	to	school.						

## Chant and play a finger game.

### Sally, Go round the School



Sally, go round the school. Sally, go round the **classroom**.

Sally, go to the **ground** floor on a Saturday afternoon.



Sally, go round the school. Sally, go round the **music room**.

Sally, go to the **first** floor on a Saturday afternoon.

Sally, go round the school. Sally, go round the **computer room**.

Sally, go to the **second** floor on a Saturday afternoon.



You may use "art room", "third", "Monday morning", etc. instead. Now play with your classmates.

## Read and understand.



Write a title here.

\_\_\_\_\_

Hello! I'm Rose. Welcome to our school



. There are many flowers

and trees in our school. It's very beautiful, just like a garden. We like it very much.

Look! This is our teaching building



. The teachers' office



is on the first floor. The computer room



and the library



are on the second floor. My classroom



is on the fifth floor. I'm in \_\_\_\_\_

\_\_\_\_\_



Class 5  
Grade 6

.

### *Translate the following sentences into Chinese.*

1. Our school is very beautiful, just like a garden.

\_\_\_\_\_

2. The teachers' office is on the first floor.

\_\_\_\_\_

3. The computer room and the library are on the second floor.



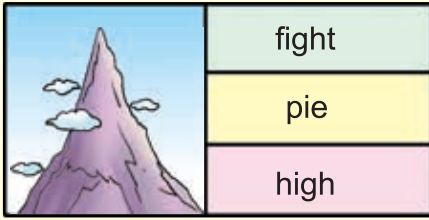
\_\_\_\_\_

4. My classroom is on the fifth floor.

\_\_\_\_\_

### *Draw a picture of your school and then introduce it briefly.*

## Look and tick.



## Fill in the blanks with the words in the box.

My \_\_\_\_\_ shy

Try \_\_\_\_\_ cry

fly \_\_\_\_\_ sky

pie \_\_\_\_\_ tie

1. Birds \_\_\_\_\_ in the \_\_\_\_\_.

2. \_\_\_\_\_ sister is very \_\_\_\_\_.

3. \_\_\_\_\_ not to \_\_\_\_\_.

4. Some \_\_\_\_\_ fell on my \_\_\_\_\_.

## Learn to use “.”, “?” and “!”.

Every sentence ends with a punctuation mark.

Period



She looks beautiful.

Question mark



What is she like?

Exclamation mark



You are so kind!



## Lesson 3 Happy Teachers' Day!

Let's talk.

1 Lele, what are they doing?

2 Let's go and see.

3 They are making cards.

4 Dear Miss...

5 Lele, when is Teachers' Day?

6 It's on September 10th.

7 What do you usually do on that day?


8 We usually send cards or flowers to our teachers.

9 What flowers do you usually send?

10 We usually send carnations.

11 We send carnations on Mother's Day.

## Work in pairs.



blowing out  
the candles



cutting the cake



eating fruit




making a wish

## Let's learn.



A: What are the students doing?  
B: They are practising English.



practise English



have a party



tell a story



do sports



make a card



celebrate Christmas

## Add “-ing” to the words.

Find out the rules.



act — acting

tell — \_\_\_\_\_ play — \_\_\_\_\_ work — \_\_\_\_\_

have — having

come — \_\_\_\_\_ write — \_\_\_\_\_ make — \_\_\_\_\_

cut — cutting

sit — \_\_\_\_\_ swim — \_\_\_\_\_ run — \_\_\_\_\_

## Listen to the dialogue and tick the correct answers.

1. How many children are there in the dialogue?  
A. Two.              B. Three.              C. Four.              D. Five.
2. Where are they now?  
A. On the playground.              B. In the teachers' office.  
C. In the classroom.              D. In the park.
3. A: What are they doing? B: They are \_\_\_\_\_.  
A. doing homework    B. playing    C. drinking    D. making cards
4. A: What's the date of that day? B: It's \_\_\_\_\_.  
A. September 1st              B. September 10th  
C. September 23rd              D. September 30th
5. A: What do the students usually do on Teachers' Day?  
B: They usually \_\_\_\_\_.  
A. make jack-o'-lanterns              B. send cards or flowers to their teachers  
C. tell a story              D. play games

## Listen to the dialogue again and fill in the blanks.

Lele and Sam are talking about \_\_\_\_\_. Tingting and her classmates \_\_\_\_\_ cards. Lele tells Sam Teachers' Day is on September \_\_\_\_\_. They usually send \_\_\_\_\_ or flowers to their teachers. They love their \_\_\_\_\_ very much.

## Listen and chant.

1. What season is the chant about?
2. Match the sentences with the pictures.
3. Add the picture of "Raindrops are falling".



### Summertime

Flowers are smiling,  
Bees are humming,  
Birds are singing,  
Children are playing.

Raindrops are falling,  
Rivers are flowing,  
The sun is shining,  
Summer is coming.

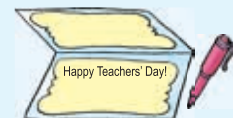


## Listen and make.



Listen and number the sentences.  
Then follow the steps and make a card.

( ) Write "Happy Teachers' Day! "



( ) Fold the paper.




( ) Send it to your teacher.



( ) Draw a picture on the front page.






( ) Sign your name.





## Read and understand.

### What Is Sam Doing?



*Write the answer.*

A: What is Sam doing? B: He \_\_\_\_\_.

## Look at the picture and complete a short passage.



My favourite holiday is Christmas. Look! We are celebrating Christmas.

Grandparents \_\_\_\_\_. Dad is preparing gifts. Mum is \_\_\_\_\_. My brother \_\_\_\_\_. My sister and I are \_\_\_\_\_. We are having a good time.

Look, listen and say.

Oo

oa



boat

oe



doe

ow



slow

o



go



coat



hoe



snow



no



goat



toe



yellow



so

Tongue twisters.



Go and open the window.



A coat, a goat and a soap are in a boat.



As you sow you shall mow.



Write sentences about this picture.



Use the correct ".", "?", "!" and capital letters.




---

---

---

---

---

---

---

---


## Self-assessment

How well do you know Unit 1? Draw 😊, 😐 or 😞 for your work.

	Great!	OK!	Try hard!
I can say the new words.			
I can act out the dialogues.			
I can spell the words with the sounds <i>ie, igh, y, oa, oe, ow</i> and <i>o</i> .			
I can read the stories.			
I can use punctuation correctly.			
I can sing.			
I can chant.			

Now let's do more practice.




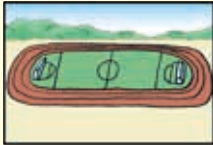












Fill in the missing letters and find the mystery words.



?

The mystery word is \_\_\_\_\_.


## Listen and tick.

- |  |   |  |   |
|--|---|--|---|
| 1. A.   | B.   | C.   | D.   |
| 2. A.   | B.   | C.   | D.   |
| 3. A.   | B.   | C.   | D.   |
| 4. A.  | B.  | C.  | D.  |

## Play a game.



- A: What are you doing?  
 B: I'm **playing basketball**.  
 C: What is the **young man** doing?  
 D: He is **playing basketball**.





## Spot the differences.



There are six differences between Picture A and Picture B. Try to find them out.

E.g. In Picture A, the woman is waving her arm.  
In Picture B, she...

A.



B.



## Follow the example and finish the sentences.

E.g. Peter and Rose are celebrating (celebrate) Christmas.

1. The teacher is \_\_\_\_\_ (tell) a story to the children.
2. Look! The girl in blue is \_\_\_\_\_ (run).
3. The pupils in Class 5 are \_\_\_\_\_ (have) a party.

## Look, match and say.

1. We can see the doe an(d) the goat in the snow.

2. A: The loaf in the bowl is yellow.

B: Oh, I thin(k) so.

3. Please show me where those roses grow.



## Fill in the blanks with the words in the box.

1. Get ready, set, \_\_\_\_\_ !

2. I eat rice from a \_\_\_\_\_ .

3. The \_\_\_\_\_ is old.

4. The \_\_\_\_\_ is white and bright.



## Look and write correct sentences.

1. My mum's name is \_\_\_\_\_ and my dad's name is \_\_\_\_\_ .

2. classroom the first floor . is my on



3. is dog this cute ! a what



4. like why mr wang you ? do




Let's act.


## Snow White and the Seven Dwarfs (I)










*Snow White is so tired that she falls asleep soon. The seven dwarfs come home.*







*Snow White wakes up.*



## Read and tick the correct answers.

1. *Snow White and the Seven Dwarfs* is a famous \_\_\_\_\_ story.  
A. love                      B. science                      C. fairy
2. *Snow White and the Seven Dwarfs* comes from \_\_\_\_\_.  
A. *Andersen's Fairy Tales*                      B. *Grimms' Fairy Tales*
3. The Queen wants to kill Snow White because Snow White is so \_\_\_\_\_.  
A. clever                      B. strong                      C. beautiful
4. Who helps Snow White run away?  
A. The King.                      B. The hunter.                      C. The seven dwarfs.
5. A: What does Snow White eat? B: She eats \_\_\_\_\_.  
A. bread                      B. bread and fruit                      C. soup, bread and fruit

## Read and complete the story with the words in the box.

bread	kind	live	beautiful	cup	hunter	kill	bed
-------	------	------	-----------	-----	--------	------	-----

Snow White is very \_\_\_\_\_, so the Queen hates her very much and wants to \_\_\_\_\_ her. She has to run away with the help of the \_\_\_\_\_. She comes to a house by chance and the seven dwarfs \_\_\_\_\_ in it. She eats an apple, some \_\_\_\_\_, soup by using their spoon and \_\_\_\_\_. Then she sleeps in a \_\_\_\_\_. Soon the seven dwarfs come home and Snow White tells them her story. They are very \_\_\_\_\_ and ask her to stay with them.

# Unit 2 Visiting Friends

## Lesson 1 What a Nice Room!

Let's talk.

1 Welcome, everyone!  
Do come in!

2 Wow! What a nice room!

3 Take a seat, please.



4 What would you like to  
drink, juice or Coke?

5 I'd like some Coke.

7 Help yourself to  
some fruit.

6 Juice, please.

8 Thank you.



9 Tingting, where  
is your computer?

10 It's in my study.

11 Where is your study?

12 It's beside my bedroom.



## Work in pairs.



water



Coke




milk



tea

## Let's learn.



living room



dining room



bathroom



study



kitchen



opposite

## Complete the sentences with the words in the box.

under    beside    in    opposite    in front of    on    behind



1. A mouse is \_\_\_\_\_ the kitchen.



2. Some apples are \_\_\_\_\_ the table.



3. A bookshelf is \_\_\_\_\_ the desk.



4. The study is \_\_\_\_\_ the bedroom.



Listen to the dialogue and circle T(true) or F(false).

- |   |                         |                         |
|---|-------------------------|-------------------------|
| 1. Tingting's room is very nice.          | <input type="radio"/> T | <input type="radio"/> F |
| 2. Lele likes to drink coffee.            | <input type="radio"/> T | <input type="radio"/> F |
| 3. Peter likes fruit.                     | <input type="radio"/> T | <input type="radio"/> F |
| 4. Rose likes to drink tea.               | <input type="radio"/> T | <input type="radio"/> F |
| 5. The computer is in Tingting's bedroom. | <input type="radio"/> T | <input type="radio"/> F |
| 6. The study is opposite the bathroom.    | <input type="radio"/> T | <input type="radio"/> F |

Look, chant and match.



### Rooms in Our House



There are many rooms in our house, dear.

This is the bedroom. We sleep here.

This is the living room. We watch TV here.

This is the dining room. We eat here.

This is the bathroom. We take a bath here.

This is the study. We read books here.

This is the kitchen. We all cook here.

These are the rooms we have, dear.



## Listen and fill in the blanks.

1. The dining room is \_\_\_\_\_ the kitchen.



2. The living room is \_\_\_\_\_ the first floor.



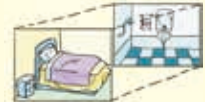
3. I always do my homework in the \_\_\_\_\_.



4. There is a reading room \_\_\_\_\_ the library.



5. The bathroom is \_\_\_\_\_ my parents' bedroom.



## Ask, answer and draw.

1 Look, this is my house.

2 Where is the living room?

3 It's beside the dining room.

4 Is it big or small?







5 It's very big.

Draw your house on a piece of paper.



## Read and understand.


### Our Fish Tank

We have a fish tank  in our living room . There are seven goldfish  in the tank. My father puts some green plants  in the water. My mother puts some rocks  at the bottom. I put two snails  in the tank because snails can keep the tank clean.

*Fill in the table.*

Who	What we put	Where	Why
Father			
Mother			
I			

*Read the short passage again and draw a picture of the tank.*



*Work in groups and discuss the following questions.*

1. Do you have a fish tank or a fish bowl in your home?

---

2. If you have one, what will you put in it?

---

Look, listen and say.



Look, circle and write.

a c k n e e h i c o m b j l x k n i f e z y c l i m b c q r k n o w s t



Learn to use “ . ” .

Come here.

A command gets a “ . ” .

1. Open the door
2. Look at me
3. Give me that toy
4. Put your book away
5. Don't put your feet on the table

*Write two sentences that give commands.*

.....

.....

.....

.....

.....

.....



## Lesson 2 How Did You Come Here?

Let's talk.


3 I came here on foot. My home is near here.

2 I came here by bike.

1 How did you come here?

4 Me too. My home is not far.

5 I didn't walk. I came here by bus.



6 Tingting, may I use your computer?

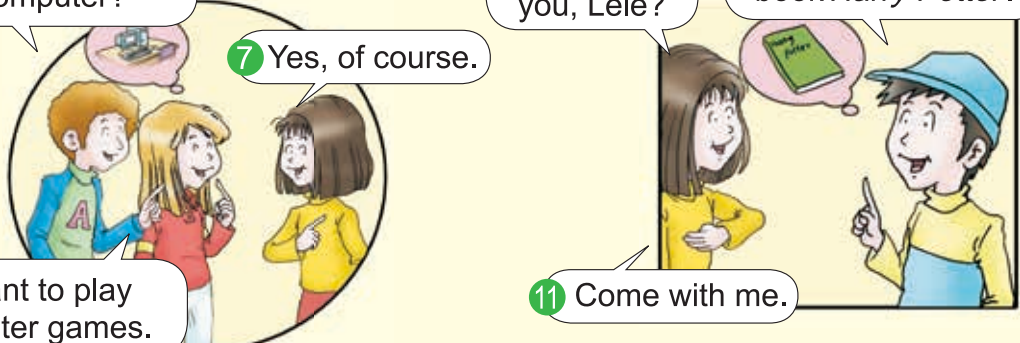
7 Yes, of course.

8 We want to play computer games.

9 What about you, Lele?

10 I want to read your book *Harry Potter*.

11 Come with me.




12 Excuse me, Tingting?

13 Yes?

14 May I use the bathroom?

15 Oh, Peter, you drank too much.



## Work in pairs.



A: How did you come here?

B: I came here **by bus**.

C: I came here **on foot**.



by taxi



by boat



by plane




by train

come → came

do → did

## Let's learn.



open the window



close the door



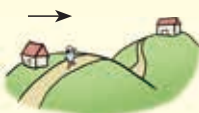
turn on the light



turn off the light



make a phone call



far



near



walk

## Listen and number.

( ) A: I'm hungry. May I have an apple?

B: Yes, of course.

( ) A: May I turn on the light?

B: Yes, please.

( ) A: May I close the window? It's too cold.

B: Yes, of course.

## Listen to the dialogue and finish the following tasks.

1. How did the children come to Tingting's home?  
Peter came to Tingting's home \_\_\_\_\_.  
Rose came to Tingting's home \_\_\_\_\_.  
Sam came to Tingting's home \_\_\_\_\_.  
Lele came to Tingting's home \_\_\_\_\_.
2. Who wants to use Tingting's computer?  
\_\_\_\_\_ wants to use Tingting's computer.
3. What do Rose and Sam want?  
They want to \_\_\_\_\_.
4. Who wants to read *Harry Potter*?  
\_\_\_\_\_ wants to read *Harry Potter*.
5. Who drank too much?  
\_\_\_\_\_ drank too much.

## Chant and find the differences.



Today

### We Have Some Fun

I **go** to school by bike.  
You **go** to the park with Mike.  
She **goes** to shop by plane.  
He **comes** to work by train.  
They often **get** everything done.  
We always **have** some fun.



Yesterday

### We Had Some Fun

I **went** to school by bike.  
You **went** to the park with Mike.  
She **went** to shop by plane.  
He **came** to work by train.  
They **got** everything done.  
We also **had** some fun.



Learn the **blue** and **red** words by heart.



## Play a game.

I act as your mother. You are my children. Let's play a game.

1 Mother, may I take one step?


2 Yes, you may.

3 May I take three steps?

4 No, you may not. You may take one step.

Mother, may I take two steps?

Yes, you may.



## Chant and sing.


### Action Song

1. This is the way we **open the door**, **open the door**, **open the door**. This is the way we **open the door**, so early on **Monday** morning.
2. This is the way we turn on the light, so early on Tuesday morning.
3. This is the way we clean the board, so early on Wednesday morning.
4. This is the way we sweep the floor, so early on Thursday morning.
5. This is the way we go back home, so early on Friday morning.





## Read and understand.



### *Read and answer the following questions.*

1. What does the red word "ball" mean?


\_\_\_\_\_

2. What are they going to do?

\_\_\_\_\_

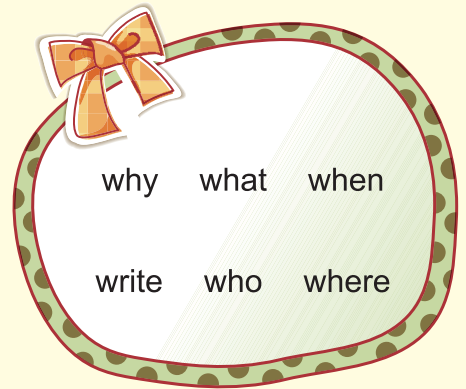
3. Who can't go to the ball? Circle her in the picture.

Look, listen and say.



Read and write.

- \_\_\_\_\_ is that man over there?
- \_\_\_\_\_ are they going?
- \_\_\_\_\_ are you sad?
- What can you \_\_\_\_\_ ?
- \_\_\_\_\_ is your birthday?



Learn to use “ , ” .

Chengdu, Sichuan

Use “ , ” between the names of a city and a province.

- |                       |                |
|-----------------------|----------------|
| 1. Shenzhen Guangdong | 2. Wuhan Hubei |
| 3. Kunming Yunnan     | 4. Hefei Anhui |

**Complete the sentences.**

- Where do you live?  
I live in \_\_\_\_\_ .
- Where does your maths teacher live?  
He / She lives \_\_\_\_\_ .

## Lesson 3 What a Mess!

Let's talk.

1 Oh, my mother is coming home!

2 What a mess!



3 Take it easy.  
We can help you.

4 Great! Rose, sweep  
the floor, please.



5 OK.


6 Sam, wash the  
cups, please.

7 All right.



8 And Lele, please  
clean the table.


9 No problem!



10 Peter, please turn  
off the computer.

12 I'm here, in  
the bathroom.

11 Peter, where  
are you?



13 Oh no, Peter!

Work in pairs.



living room



kitchen



study



bathroom



turn on the TV



turn off the computer



make tea



cook the meals



set the table



do the dishes



wash the cups

Listen and fill in the blanks.

cook      do      wash      turn off      make

E.g. Clean the table, please.

1. \_\_\_\_\_ the dishes, please.
2. \_\_\_\_\_ the meals.
3. \_\_\_\_\_ the cups, please.
4. \_\_\_\_\_ the computer, please.










Listen to the dialogue and answer the following questions.

1. Who is going to sweep the floor?  
A. Peter.                      B. Rose.                      C. Sam.                      D. Lele.
2. What will Sam do?  
A. Wash the cups.                      B. Turn off the computer.  
C. Turn on the TV.                      D. Cook the meals.
3. What is Lele going to do?  
A. Clean the table.                      B. Wash the cups.  
C. Do the dishes.                      D. Set the table.
4. Where is Peter?  
A. In the study.                      B. In the bathroom.  
C. In the living room.                      D. In the kitchen.
5. What is Tingting doing? \_\_\_\_\_

## Do a little survey.



Item Name							

## Listen and tick.

- |                          |                                   |
|--------------------------|-----------------------------------|
| 1. zoo / park            | doing sports / singing songs      |
| ( ) ( )                  | ( ) ( )                           |
| 2. toilet / office       | eating / sleeping                 |
| ( ) ( )                  | ( ) ( )                           |
| 3. living room / bedroom | cleaning the window / watching TV |
| ( ) ( )                  | ( ) ( )                           |
| 4. kitchen / library     | reading books / doing the dishes  |
| ( ) ( )                  | ( ) ( )                           |

## Read, match and chant.



### Teddy Bear

Teddy Bear, Teddy Bear,  
turn around.

Teddy Bear, Teddy Bear,  
clean the ground.

Teddy Bear, Teddy Bear,  
set the table.


Teddy Bear, Teddy Bear,  
have an apple.

Teddy Bear, Teddy Bear,  
turn off the light.

Teddy Bear, Teddy Bear,  
say "Good night".



## Read and understand.



### Finish the following tasks.

1. Read and draw 😊 or ☹️ .

(1) Cinderella will clean the room. (      )


(2) Cinderella will water the flowers. (      )

(3) Cinderella will go to the ball. (      )

2. Work in groups of four and act out the story.

3. Follow the story and make up your own.

Look, listen and say.

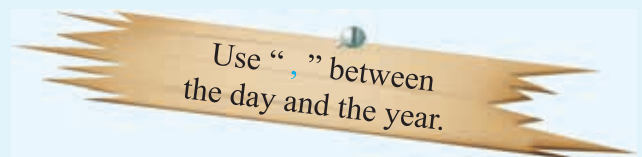


Circle “Y” if the words rhyme, or circle “N” if not.

- |   |   |   |
|---|---|---|
| 1. tank    thank<br><input checked="" type="radio"/> Y <input type="radio"/> N    | 2. know    ring<br><input checked="" type="radio"/> Y <input type="radio"/> N     | 3. ink    think<br><input checked="" type="radio"/> Y <input type="radio"/> N   |
| 4. thin    long<br><input checked="" type="radio"/> Y <input type="radio"/> N     | 5. sing    song<br><input checked="" type="radio"/> Y <input type="radio"/> N     | 6. drink    thing<br><input checked="" type="radio"/> Y <input type="radio"/> N |
| 7. wrong    morning<br><input checked="" type="radio"/> Y <input type="radio"/> N | 8. plane    evening<br><input checked="" type="radio"/> Y <input type="radio"/> N | 9. pink    bank<br><input checked="" type="radio"/> Y <input type="radio"/> N   |

Learn to use “ , ”.

May 1st, 2013



April 30th 1964

March 2nd 1983

June 15th 1972

May 24th 1999

October 25th 2008

December 3rd 2012

*Complete the following sentences.*

I was born on \_\_\_\_\_.

My mother was born on \_\_\_\_\_.

My father was born on \_\_\_\_\_.



## Self-assessment

How well do you know Unit 2? Draw 😊, 😐 or ☹ for your work.

	Great!	OK!	Try hard!
I can say the new words.			
I can act out the dialogues.			
I can spell the words with the sounds <i>kn, mb, wr, wh, ng</i> and <i>nk</i> .			
I can read the stories.			
I can use punctuation correctly.			
I can sing.			
I can chant.			

Now let's do more practice.

Read and write the following words and phrases.



tdsyu

1. \_\_\_\_\_



bath a take

2. \_\_\_\_\_



the make bed

3. \_\_\_\_\_



ekchitn

4. \_\_\_\_\_



acne

5. \_\_\_\_\_



close door the

6. \_\_\_\_\_



oobarmth

7. \_\_\_\_\_



desibe

8. \_\_\_\_\_



look have a

9. \_\_\_\_\_

## Listen and tick.

1. A.



B.



C.



D.



2. A.



B.



C.



D.



3. A.



B.



C.



D.



4. A.



B.



C.



D.



5. A.



B.



C.



D.



## Match the sentences in Box 1 with the answers in Box 2.

### Box 1

1. What would you like to eat?

2. Can I help you?

3. Sit down, please.

4. Please clean the table.

5. May I sit here?

### Box 2

A. No, thank you.

B. No problem!

C. Yes, of course.

D. I'd like some fish.

E. Thank you.

## Match, say and write.

1. Match the phrases with the pictures.
2. Write the sentences in your exercise book.

E.g. I'm making tea in the living room.

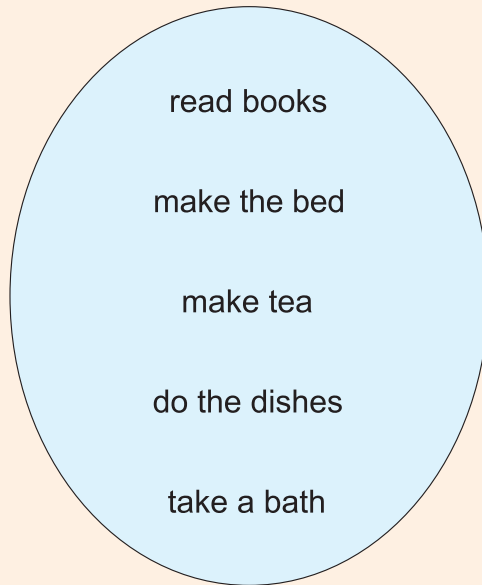
I

she

he

we

they



Use the letters in the box to form new words. Some can be used more than once.

ing nk mb ng ong kn wh wr

1. ri \_ \_ \_



2. \_ \_ \_ ale



3. co \_ \_ \_



4. s \_ \_ \_ \_



5. \_ \_ \_ ite



6. \_ \_ \_ ife



7. Wrap your thu \_ \_ \_ , \_ \_ \_ ist and \_ \_ \_ ee.



8. The s \_ \_ \_ \_ er can sing the s \_ \_ \_ \_ well.




## Read and write T(true) or F(false).

\_\_\_\_\_

Write the best title  
for the passage.



This is my home. There are two bedrooms, one study, one kitchen and one bathroom. My bedroom is small, but it's lovely. I read books and play computer games in my study. I like the kitchen. There is **a lot of** food  in it. I like the living room, too. I watch TV with my mother and father there. I clean it every day.

- 1 There is a small bedroom in my home. \_\_\_\_\_
- 2 There is a lot of food in the living room. \_\_\_\_\_
- 3 Mum cleans the living room every day. \_\_\_\_\_
- 4 I play computer games in the study. \_\_\_\_\_
- 5 I like the kitchen because it is very clean. \_\_\_\_\_

## Add the correct punctuation marks.


1. Wow, what a nice dress
2. What do you do
3. Don't run
4. We like our school
5. We live in Qingdao Shandong province
6. He was born on July 25th 1998



# Unit 3 Interesting Festivals

## Lesson 1 Happy Halloween!

Let's talk.



Panel 1 (Left): A girl in a pink shirt points to two jack-o'-lanterns on a table. Two boys, one in a blue shirt and one in a red shirt, look on with interest.

Panel 2 (Right): The same three children are looking at the jack-o'-lanterns. The girl in pink is explaining something to the boys.

1 Wow! What do you call them in English?

2 Jack-o'-lanterns.

3 What are they for?

4 They're for Halloween.

5 What are they made of?

6 Are they made of pumpkins?

7 Right. We use pumpkins to make jack-o'-lanterns.

8 They look so nice.



A large illustration of an open book. The left page shows a witch in a blue dress and hat, holding a broom, standing next to a large cauldron with a fire. A black cat is walking nearby. The right page shows a dark, spooky landscape with bare trees, a full moon, and several white ghosts. Bats are flying in the sky. A girl in a pink shirt is pointing at the book. Two boys, one in a blue shirt and one in a red shirt, are looking at the book with expressions of fear and curiosity.

9 This is a book about Halloween. Look at the black cat. It always follows the witch.

10 Really?

11 Look, these are bats and those are ghosts.

12 Ugh! I hate bats and I'm afraid of ghosts.

13 Me too.

## Work in pairs.

This is a tomato.  
This is not a pumpkin.



shark



whale

These are tomatoes.  
These are not pumpkins.



roses



carnations

That is a witch.  
That is not a ghost.



kite



bird

Those are witches.  
Those are not ghosts.




butterflies



dragonflies

## Let's learn.

Is this / that / it a **cat**?



No, it isn't.

Yes, it is.



look nice

be made of pumpkins



black cat



follow the witch



hate



be afraid of

A: Are these / those...?

B: Yes, they are. / No, they aren't.

## Fill in the blanks according to the pictures.

1. That \_\_\_\_\_ a pumpkin.



2. This is \_\_\_\_\_ a jack-o'-lantern.



3. A: What's \_\_\_\_\_ ? B: It's an orange.



4. \_\_\_\_\_ are clowns.



## Listen to the dialogue and tick the correct answers.

1. Jack-o'-lanterns are made of \_\_\_\_\_.  
A. oranges                      B. pumpkins                      C. apples
2. What always follows a witch?  
A. A black dog.                  B. A white cat.                  C. A black cat.
3. The boy is not afraid of ghosts, but he hates bats.  
A. Yes.                              B. No.
4. Is the girl afraid of ghosts?  
A. Yes.                              B. No.

## Read and know more about Halloween.

1. Halloween tricks.



A favourite trick is to ring a doorbell and hide.

2. The things we do on Halloween Day.

Wear a costume.



Make a jack-o'-lantern.



Play trick or treat.



Have a party.



3. The symbols of Halloween include ghosts



, jack-o'-lanterns,

witches



, black cats, spiders



, clowns



, fairies



apples




, corn



and etc.

## Play a game.



## Listen, make and say.

You need

Use a tangerine to make a jack-o'-lantern.



a tangerine




a knife




a candle



a string



1. Top a tangerine.



2. Take out the middle.



3. Cut the holes for the eyes and mouth.



4. Put a candle in it.



5. Make two small holes. Tie string to the tangerine.





## Read and understand.



### October 31st—Halloween

Halloween is a very old festival. It is more than two thousand years old.

It used to be called “the Festival of the Dead”. Today Halloween is a festival of fun. Children dress up as witches  and ghosts . They have parties and play tricks on people. To make a jack-o'-lantern is a popular tradition.

Trick or treat? I'm a ghost. Give me toast.



Here are two Halloween games.

#### Snap Apple

Hang apples on pieces of string.  
Players try to catch an apple with their teeth.



#### Bob Apple

Players put their hands behind their backs and try to pick up an apple in the water with their teeth.

**Read and write T (true) or F (false).**

- (     ) 1. Halloween is more than 200 years old.
- (     ) 2. Children have parties and play tricks on people.
- (     ) 3. Making cards in Halloween is a popular tradition.
- (     ) 4. Two Halloween games are Snap Pear and Bob Orange.

Look, listen and say.

**ar**



arm



car



park

**er**



brother



rooster



ruler

**ir**



bird



dirty



girl

**ur**



hurt



nurse



turkey

Look, match and say.

I'm thirty.



Carl is driving a car to a farm.

The nurse in a purple skirt is thirty.

Mother, Father, come an(d) si(t) together.



Learn to use “ , ”.

Use “ , ” to separate three or more items in a series.

They like pears, apples, and bananas.

1. I go to school with Lilly Tom and Sam.
2. Birds can fly sing and build nests.
3. Mrs Brown has a cat a dog and some chicks.
4. I have \_\_\_\_\_ and \_\_\_\_\_.

## Lesson 2 Thanksgiving Day

Let's talk.





Hello, Tingting!

Here is an e-mail about Thanksgiving Day. It is on the fourth Thursday of November  in America. We celebrate the harvest . We usually eat turkey , sweet potatoes , corn  and pumpkin pie . We also play games and tell jokes. Please tell me something about your Mid-Autumn Festival.

Tony


What does "lunar calendar" mean?

Hi, Tony!


Thank you for your e-mail. Our Mid-Autumn Festival is on August 15th in Chinese lunar calendar . We celebrate the bright, round moon . We usually eat moon cakes  and tell the story of Chang'e .

Tingting


## Work in pairs.




squirrel




fish




footballs




basketballs




This is **a** cock.  
The cock is small.




That is **a** turkey.  
The turkey is big.




These are moon cakes.  
The moon cakes are round.




Those are bananas.  
The bananas are long.




bike



taxi

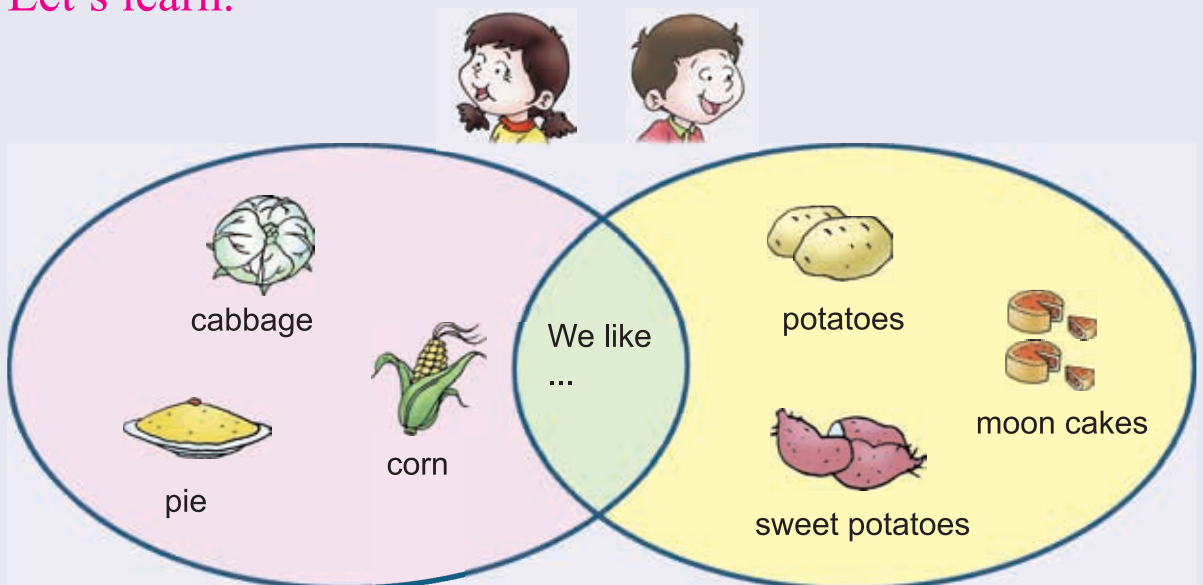


snakes



rulers

## Let's learn.



## Read and write.

1. I have a dog. \_\_\_\_\_ dog is white.



2. This is a textbook. \_\_\_\_\_ textbook is new.



3. I like peaches. The \_\_\_\_\_ are juicy.



4. Those are potatoes. \_\_\_\_\_ potatoes \_\_\_\_\_ big.



## Listen to the text and tick the correct answers.

1. What is the first e-mail about?

A. Halloween.



B. Mid-Autumn Festival.



C. Thanksgiving Day.



D. Teachers' Day.



2. When is Thanksgiving Day?

A. October 1st.

B. June 1st.

C. October 31st.

D. The fourth Thursday of November.

3. A: What do people do on Thanksgiving Day? B: They \_\_\_\_\_.

A. eat turkey



B. make jack-o'-lanterns



C. go shopping



D. eat moon cakes



4. When is the Mid-Autumn Festival?

A. The fourth Thursday of November.

B. June 1st.

C. August 15th in Chinese lunar calendar.

D. October 31st.

5. A: What do people do on the Mid-Autumn Festival? B: They \_\_\_\_\_.

A. eat moon cakes



B. make jack-o'-lanterns



C. eat pumpkin pie




D. eat turkey






Play a game.



Listen and write.



Write a title for this chant.



\_\_\_\_\_

The moon is round,  
The moon is bright.  
The moon smiles merrily  
Through the night.  
Come here, Mum,  
Come here, Dad.  
Let's eat together  
And enjoy the night.

## Read and understand.



Always the Best!

Meat Nuts

Egg Fruits

Beans Seafood

Nice!  
Yum!  
Delicious!

Six flavours for you.

Mum, I want!

### Read and complete the following sentences.

1. What does this boy want?

The boy wants \_\_\_\_\_.

2. How many flavours are there in the ad?

The moon cakes in the ad have \_\_\_\_\_ flavours.

3. What are they?

They are \_\_\_\_\_, \_\_\_\_\_, \_\_\_\_\_, \_\_\_\_\_,  
\_\_\_\_\_, and \_\_\_\_\_.

4. What does the boy think of the moon cakes?

The boy thinks the moon cakes in the ad are \_\_\_\_\_.

5. What flavours do you like?

I like \_\_\_\_\_.

### Work in groups and make your own ad.

Look, listen and say.



ball



August



draw



fork



fall



Australia



crawl



horse



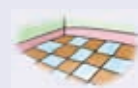
wall



autumn



saw



floor

Look, match and say.



The tall horse with a fork is eating corn.

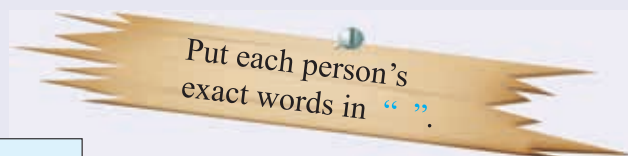


Paul with a straw hat crawls on the floor.



Leas(t) talk, mos(t) work.

Learn to use “ “ ” ” .



Mike said, “Yippee! I love picnics.”


Tom asked, What time is it now?

Do you have a pet pig? asked Peter.

The boy shouted, Don't laugh.

## Lesson 3 Merry Christmas!

Let's talk.





## Work in pairs.



Snow White



Mr Brown



balloon



computer

A: Who's this?

B: It's **Father Christmas**.



A: Who are they?

B: They are my **friends**.



classmates



teachers

A: What's this?

B: It's **a Christmas tree**.



A: What are these / those?

B: They are **gifts**.



crayons



potatoes

## Let's learn.

come down

a pretty Christmas tree

bell  
coloured lights

give us presents

parents



A: What do you usually do before Christmas?

B: We usually buy **a big Christmas tree**.

A: What do your parents usually do at Christmas?

B: They usually **give us presents**.



## Listen and tick.

1. A.



B.



C.



2. A.



B.



C.



3. A.



B.



C.



4. A.



B.



C.



## Listen to the dialogue and tick the correct answers.

1. Who are talking in this dialogue?

A. Tingting and Peter.      B. Betty and Lele.      C. Tingting and Sam.

2. Boy: Here's a Christmas card for you. I hope you like it.

Girl: \_\_\_\_\_

A. No, I don't like Christmas card.

B. Yeah. It looks nice.

C. Oh, thank you. I like it very much.

3. Santa Claus comes down the \_\_\_\_\_ and puts presents in our \_\_\_\_\_.

A. chimney; stockings      B. window; room      C. heaven; house

4. Who give(s) us the presents?

A. Santa Claus.      B. Our parents.      C. The fairies.

## Read and answer.

A: Where is she / he from? How do you know?

B: She / He is from... because...



Our Christmas is in winter.



Our Christmas is in summer.

six = brown



This is my \_\_\_\_\_. It's \_\_\_\_\_ (size). It's \_\_\_\_\_ (colour).  
There is a \_\_\_\_\_, a \_\_\_\_\_, a \_\_\_\_\_, two \_\_\_\_\_ and  
two \_\_\_\_\_ in it. It's \_\_\_\_\_!

Have a Christmas party.

1. Prepare a Christmas tree.
2. Decorate the classroom.
3. Have a party.







- (1) Sing *Jingle Bells* together.
- (2) Play games and tell stories or sing songs in English.

## Read and understand.

Write a title here.



Santa Claus  is also known as Saint Nicholas, Father Christmas or simply "Santa". He has a long white beard and wears a red coat. Santa Claus lives at the North Pole, with a large number of magical elves  and nine flying reindeer . Santa Claus makes a list of children all over the world. He gives presents to all of the nice children in the world, and sometimes coal  to the naughty children, on the night of Christmas Eve. The reindeer pull the sleigh. Santa Claus comes down the chimney and puts presents in the children's stockings.

### *Read and circle the correct answers.*

1. What does Santa Claus wear?

- A. A red coat.      B. A white coat.      C. A blue coat.


2. What pull the sleigh?

- A. Six deer.      B. Nine reindeer.      C. Eleven dogs.

3. Which picture shows the correct information of the text?



Look, listen and say.



count



house



mouse



mouth



round



sound



brown



cow



clown



down



flower



owl

Look, match and say.



There is a cow and a mouse in the house.



The clown with a roun(d) mouth is counting.

Si(t) down and watch *The Sound of Music*.



Add the correct punctuation marks.

1. I have a pen a pencil a ruler and a book
2. Let's dance says Lily
3. They like art music and maths
4. How many girls are there in your class asked my parents

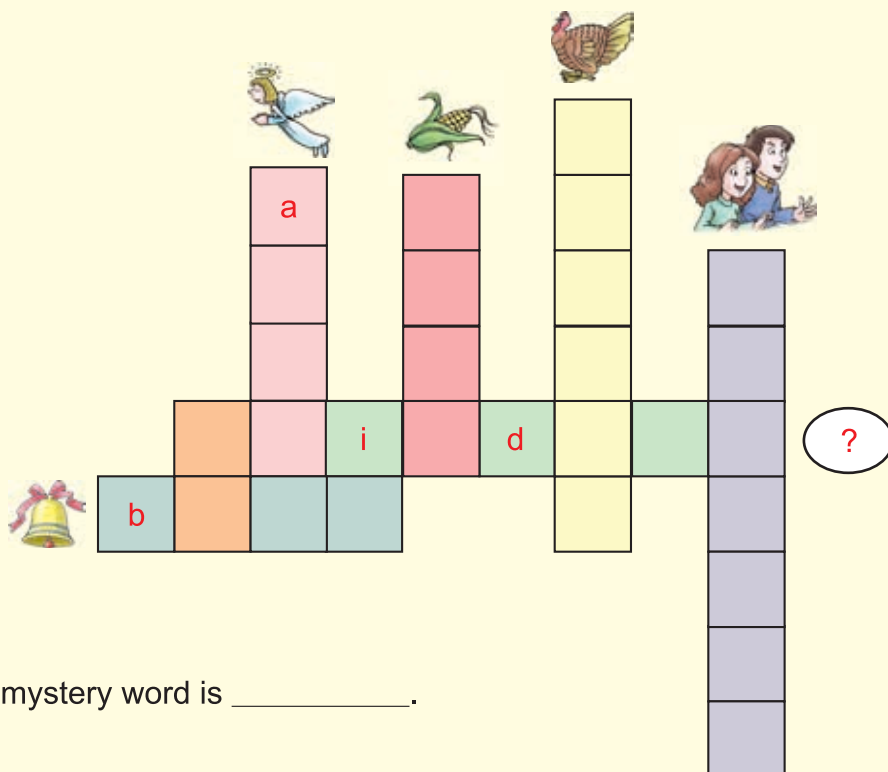
## Self-assessment

How well do you know Unit 3? Draw 😊, 😐 or ☹ for your work.

	Great!	OK!	Try hard!
I can say the new words.			
I can act out the dialogues.			
I can spell the words with the sounds ar, er, ir, ur, al, au, aw, or/oor, ou and ow.			
I can read the stories.			
I can use punctuation correctly.			
I can sing.			
I can chant.			

Now let's do more practice.

Fill in the missing letters and find the mystery word.



The mystery word is \_\_\_\_\_.



## Listen, number and match.



- ( ) A: What are those?  
B: They are pumpkins.



- ( ) We eat moon cakes and tell the story of Chang'e.



- ( ) We eat turkey, corn, and pumpkin pie.



- ( ) We eat *zongzi* and race dragon boats on the Dragon Boat Festival.



- ( ) At Easter, people give Easter eggs and cards to their friends.

## Read aloud and circle.

E.g. house

cow

flower

fork

1. dirty

nurse

lark

bird

2. round

paw

mouth

down

3. floor

draw

wall

ruler

4. clown

circle

hurt

turkey

5. August

tall

winter

saw

## Tongue twisters.



The turkey in a fur shirt is dirty.



The turtle in the circle has a purse.

## Listen and sing.



### Jingle Bells

1=F  $\frac{4}{4}$

$\dot{5}$   $\underline{3}$   $\underline{2}$   $\underline{1}$   $\dot{5}$   $\underline{0}$   $\underline{\dot{5}}$   $\underline{\dot{5}}$  |  $\underline{\dot{5}}$   $\underline{3}$   $\underline{2}$   $\underline{1}$   $\dot{6}$   $\underline{0}$  |  
Dash-ing thro' the snow in a one-horse o- pen sleigh,

$\dot{6}$   $\underline{4}$   $\underline{3}$   $\underline{2}$   $\dot{7}$   $\underline{0}$  |  $\underline{\dot{5}}$   $\underline{\dot{5}}$   $\underline{4}$   $\underline{2}$   $\underline{3}$   $\underline{1}$   $\underline{0}$  |  
O'er the fields we go, laugh-ing all the way.

$\dot{5}$   $\underline{3}$   $\underline{2}$   $\underline{1}$   $\dot{5}$   $\underline{0}$  |  $\underline{\dot{5}}$   $\underline{3}$   $\underline{2}$   $\underline{1}$   $\dot{6}$   $\underline{0}$   $\underline{\dot{6}}$  |  
Bells on bob-tail ring, mak-ing spir- its bright, what


$\dot{6}$   $\underline{4}$   $\underline{3}$   $\underline{2}$   $\underline{\dot{5}}$   $\underline{\vee}$   $\underline{\dot{5}}$   $\underline{\dot{5}}$   $\underline{\dot{5}}$  |  $\underline{\dot{6}}$   $\underline{5}$   $\underline{4}$   $\underline{2}$   $\underline{1}$   $\underline{\cdot}$   $\underline{0}$  |  
fun it is to ride and sing a sleigh-ing song to- night.

$\underline{3}$   $\underline{3}$   $\underline{3}$   $\underline{3}$   $\underline{3}$   $\underline{3}$  |  $\underline{3}$   $\underline{5}$   $\underline{1}$   $\underline{\cdot}$   $\underline{2}$   $\underline{3}$   $\underline{\cdot}$   $\underline{0}$  |  
Jin- gle bells, jin- gle bells, jin- gle all the way!

$\underline{4}$   $\underline{4}$   $\underline{4}$   $\underline{\cdot}$   $\underline{4}$   $\underline{4}$   $\underline{3}$   $\underline{3}$   $\underline{3}$   $\underline{3}$  |  $\underline{3}$   $\underline{2}$   $\underline{2}$   $\underline{1}$   $\underline{2}$   $\underline{5}$  |  
Oh! What fun it is to ride in a one- horse o- pen sleigh!

$\underline{3}$   $\underline{3}$   $\underline{3}$   $\underline{3}$   $\underline{3}$   $\underline{3}$  |  $\underline{3}$   $\underline{5}$   $\underline{1}$   $\underline{\cdot}$   $\underline{2}$   $\underline{3}$   $\underline{\cdot}$   $\underline{0}$  |  
Jin- gle bells, jin- gle bells, jin- gle all the way!

$\underline{4}$   $\underline{4}$   $\underline{4}$   $\underline{\cdot}$   $\underline{4}$   $\underline{4}$   $\underline{3}$   $\underline{3}$   $\underline{3}$   $\underline{3}$  |  $\underline{4}$   $\underline{5}$   $\underline{4}$   $\underline{2}$   $\underline{1}$   $\underline{\cdot}$   $\underline{0}$  ||  
Oh! What fun it is to ride in a one- horse o- pen sleigh!



## Read and answer.



: Tingting, how do you celebrate the Spring Festival?



: Paste spring couplets.



Set off firecrackers and fireworks.



Eat dumplings.



Say New Year greetings.



: It sounds interesting.



Questions for you.

1. What festival are they talking about? \_\_\_\_\_ .
2. How do people usually celebrate the festival? \_\_\_\_\_ .


## Put correct punctuation in the following sentences.

1. Can you come to my house? asked my classmate
2. Lily said, I like to play games with my parents
3. Yesterday I went to the cinema with Peter Tom Bob and Rose
4. Horses cows and tigers are all animals
5. My grandfather was born on June 15th 1957
6. Don't move shouted the policeman
7. What a wonderful place

Let's act.


## Snow White and the Seven Dwarfs (II)

*In the palace, the Queen is asking the magic mirror.*






*The Queen disguises herself as an old woman and comes to the house where Snow White lives.*



Back to the Queen's palace.

18 Mirror! Mirror on the wall. Who's the most beautiful woman in the world?

19 You are the most beautiful woman in the world.



20 Ha, ha... Now I'm the most beautiful woman in the world.

The seven dwarfs come back and they are surprised to see Snow White lying on the ground.

22 What's the matter with you?

21 Ah, Snow White!

23 Someone has been here.



27 But how?

24 Look, a comb! It kills Snow White.

25 It's poisonous.

26 We must try to save her.

28 Take off the comb!



30 Look! She comes back to life.



29 And throw it away!











32 Snow White. She is much more beautiful than you.

33 Oh no!



Read the story and fill in the blanks.

1. This time \_\_\_\_\_  will kill Snow White.
2. The Queen  disguises herself as \_\_\_\_\_ .
3. The Queen kills Snow White with a poisonous  \_\_\_\_\_ .
4. How do the seven dwarfs  save Snow White?  
\_\_\_\_\_
5. What can you learn from the story? Share the ideas with your classmates.

Act out the whole story.



# Word List

(标注\*号的要求能听懂、会说,其余的还要求能整体认读)

## Unit 1 School Life

### Lesson 1

class	班
grade	年级
clean the blackboard	擦黑板
clean the classroom	打扫教室
do word exercises	做词汇练习
drink water	喝水
wait for a classmate	等同学
have a lesson	上课
know	知道
welcome	欢迎
family name	姓氏
first name	名
full name	全名
meet	会面; 遇见

### Lesson 2

art room	美术室
computer room	电脑室
floor	楼层
on the ground floor	在底楼; 在一楼
library	图书馆
music room	音乐室

toilet	卫生间
office	办公室
playground	操场
teaching building	教学楼
our	我们的
kind	和蔼的; 善良的
It's very kind of you.	那你真是太好了。
*show you around	带你参观
wait a minute	等一会儿
over there	在那边
very much	非常

### Lesson 3

practise English	练习英语
make a card	做卡片
have a party	举行聚会
celebrate Christmas	庆祝圣诞节
tell a story	讲故事
do sports	做运动
day	一天; 白天
send cards / flowers	送卡片/花
usually	通常
maybe	也许
think	思考; 想
wrong	错误的
in fact	事实上

## Unit 2 Visiting Friends

### Lesson 1

living room	客厅
dining room	饭厅
bathroom	浴室
study	书房
kitchen	厨房
opposite	对面
everyone	每个人
visit	拜访
take a seat	请坐
*tank	缸; 罐
put	放
plant	植物
help yourself to	随便吃点
*bottom	底部
keep...clean	保持……干净

### Lesson 2

open the window	开窗
close the door	关门
turn on the light	开灯
turn off the light	关灯
make a phone call	打电话
far	远的
near	近的

walk	步行
came	来 (come的过去式)
home	家
drank	喝 (drink的过去式)
come with me	随我来
too much	太多
May I use...?	我可以用……?
May I have a look?	我可以看一下吗?
often	经常
ball	舞会
palace	王宫
get ready	准备好
put on	穿上, 戴上
dear	亲爱的

### Lesson 3

turn on the TV	打开电视
turn off the computer	关电脑
make tea	泡茶
cook the meals	做饭
set the table	摆饭桌
do the dishes	洗餐具
wash the cups	洗杯子
*What a mess!	真是乱七八糟!
Take it easy.	别紧张。
No problem.	没问题。
Hurry up!	快点!



## Unit 3 Interesting Festivals

### Lesson 1

be made of pumpkins	由南瓜制成
*jack-o'-lantern	杰克灯; 南瓜灯
follow the witch	跟着巫婆
*ghost	鬼
*bat	蝙蝠
hate	恨
be afraid of	害怕
always	总是
festival	节日
more than	多于
used to	过去常常……
dress up as	精心打扮成……
play tricks on	捉弄
try to	试着, 设法
back	背
pick up	捡起

### Lesson 2

pie	派
corn	玉米
cabbage	卷心菜
potatoes	土豆 (复数)
sweet potatoes	红薯 (复数)
moon cakes	月饼 (复数)

*turkey	火鸡
own	自己的
e-mail	电子邮件
celebrate the harvest	庆祝丰收
*lunar calendar	阴历, 农历
*delicious	美味的
*flavour	味道

### Lesson 3

bell	铃铛
coloured lights	彩灯
a pretty Christmas tree	一棵漂亮的圣诞树
gift	礼物
come down	从……下来
parents	父母亲
give us presents	给我们礼物
a large number of	许多; 大量的
make a list of	列出一张……单子
all over the world	全世界
sometimes	有时
on the night of	在……晚上
*reindeer	驯鹿
*pull the sleigh	拉雪橇
*stocking	长袜

# Vocabulary

(标注\*号的要求能听懂、会说,其余的还要求能整体认读)

## A

a large number of	许多; 大量的
all over the world	全世界
always	总是
a pretty Christmas tree	一棵漂亮的圣诞树
art room	美术室

## B

back	背
ball	舞会
* bat	蝙蝠
bathroom	浴室
be afraid of	害怕
be made of pumpkins	由南瓜制成
bell	铃铛
* bottom	底部

## C

cabbage	卷心菜
came	来 (come的过去式)
celebrate Christmas	庆祝圣诞节
celebrate the harvest	庆祝丰收
class	班

clean the blackboard	擦黑板
clean the classroom	打扫教室
close the door	关门
coloured lights	彩灯
come down	从……下来
come with me	随我来
computer room	电脑室
cook the meals	做饭
corn	玉米

## D

day	一天; 白天
dear	亲爱的
* delicious	美味的
dining room	饭厅
do sports	做运动
do the dishes	洗餐具
do word exercises	做词汇练习
drank	喝 (drink的过去式)
dress up as	精心打扮成……
drink water	喝水

## E

e-mail	电子邮件
everyone	每个人

**F**

family name 姓氏

far 远的

festival 节日

first name 名

\* flavour 味道

floor 楼层

follow the witch 跟着巫婆

full name 全名

**G**

get ready 准备好

\* ghost 鬼

gift 礼物

give us presents 给我们礼物

grade 年级

**H**

hate 恨

have a lesson 上课

have a party 举行聚会

help yourself to 随便吃点

home 家

Hurry up! 快点!

**I**

in fact 事实上

It's very kind of you.

那你真是太好了。

**J**

\* jack-o'-lantern 杰克灯; 南瓜灯

**K**

keep...clean 保持……干净

kind 和蔼的; 善良的

kitchen 厨房

know 知道

**L**

library 图书馆

living room 客厅

\* lunar calendar 阴历, 农历

**M**

make a card 做卡片

make a list of 列出一张……单子

make a phone call 打电话

make tea 泡茶

maybe 也许

May I have a look? 我可以看一下吗?

May I use...? 我可以用……?

meet 会面; 遇见

moon cakes 月饼(复数)

more than	多于	potatoes	土豆 (复数)
music room	音乐室	practise English	练习英语

## N

near	近的
No problem.	没问题。

## O

office	办公室
often	经常
on the ground floor	在底楼; 在一楼
on the night of	在……晚上
open the window	开窗
opposite	对面
our	我们的
over there	在那边
own	自己的

## P

palace	王宫
parents	父母亲
pick up	捡起
pie	派
plant	植物
playground	操场
play tricks on	捉弄

* pull the sleigh	拉雪橇
put	放
put on	穿上, 戴上

## R

* reindeer	驯鹿
------------	----

## S

send cards / flowers	送卡片/花
set the table	摆饭桌
* show you around	带你参观
sometimes	有时
* stocking	长袜
study	书房
sweet potatoes	红薯 (复数)

## T

take a seat	请坐
Take it easy.	别紧张。
* tank	缸; 罐
teaching building	教学楼
tell a story	讲故事
think	思考; 想
toilet	卫生间
too much	太多

try to	试着，设法
* turkey	火鸡
turn off the computer	关电脑
turn off the light	关灯
turn on the light	开灯
turn on the TV	打开电视

## U

used to	过去常常……
usually	通常

## V

very much	非常
visit	拜访

## W

wait a minute	等一会儿
wait for a classmate	等同学
walk	步行
wash the cups	洗杯子
welcome	欢迎
* What a mess!	真是乱七八糟!
wrong	错误的